



ETA-Danmark A/S
Göteborg Plads 1
DK-2150 Nordhavn
Tel. +45 72 24 59 00
Fa/ +45 72 24 59 04
Internet www.etadanmark.dk

Authorised and notified according
to Article 29 of the Regulation (EU)
No 305/2011 of the European
Parliament and of the Council of 9
March 2011

MEMBER OF EOTA



European Technical Assessment ETA-23/0168 of 2023/02/17

I General Part

Technical Assessment Body issuing the ETA and designated according to Article 29 of the Regulation (EU) No 305/2011: ETA-Danmark A/S

Trade name of the construction product:

EJOT angle brackets - see types in section A1

Product family to which the above construction product belongs:

Three-dimensional nailing plate (angle bracket for wood to wood connections)

Manufacturer:

EJOT Baubefestigungen GmbH
In der Stockwiese 35
DE-57334 Bad Laasphe
Telephone: +49 2752 9080
www.ejot.com

Manufacturing plant:

EJOT Baubefestigungen GmbH
Manufacturing Plant 52

This European Technical Assessment contains:

60 pages including 2 annexes which form an integral part of the document

This European Technical Assessment is issued in accordance with Regulation (EU) No 305/2011, on the basis of:

EAD 130186-00-0603 for Three-dimensional nailing plates

This version replaces:

Translations of this European Technical Assessment in other languages shall fully correspond to the original issued document and should be identified as such.

Communication of this European Technical Assessment, including transmission by electronic means, shall be in full (excepted the confidential Annex(es) referred to above). However, partial reproduction may be made, with the written consent of the issuing Technical Assessment Body. Any partial reproduction has to be identified as such.

II SPECIFIC PART OF THE EUROPEAN TECHNICAL ASSESSMENT

1 Technical description of product and intended use

Technical description of the product

The angle brackets covered by this ETA are stated in table A1 of annex A

EJOT angle brackets with and without rib are one-piece non-welded, face-fixed angle brackets to be used in timber to timber connections. They are connected to the timber elements by a range of profiled nails.

The angle brackets are made from pre-galvanized steel DX 51 D / Z 275 according to EN 10346:2015 with minimum yield strength $R_e \geq 250 \text{ N/mm}^2$, and minimum tensile strength $R_m \geq 360 \text{ N/mm}^2$ and minimum ultimate strain $A_{80} \geq 22\%$ and are available with or without an embossed rib and with rib and hook. Dimensions, hole positions and typical installations are shown in Annex A. EJOT angle brackets are made from steel with tolerances according to EN 10143.

2 Specification of the intended use in accordance with the applicable European Assessment Document (hereinafter EAD)

The angle brackets are intended for use in making connections in load bearing timber structures, as a connection between a beam and a purlin, where requirements for mechanical resistance and stability and safety in use in the sense of the Basic Works Requirements 1 and 4 of Regulation (EU) 305/2011 shall be fulfilled.

The connection may be with a single angle bracket or with an angle bracket on each side of the fastened timber member (see Annex A).

The static and kinematical behaviour of the timber members or the supports shall be as described in Annex B.

The wood members may be of solid timber, glued laminated timber and similar glued members, or wood-based structural members with a characteristic density from 290 kg/m^3 to 420 kg/m^3 . This requirement to the material of the wood members can be fulfilled by using

the following materials:

- Structural solid timber classified to C14-C40 according to EN 338 / EN 14081,
- Glulam classified to GL24-GL36 according to EN 1194 / EN 14080,
- LVL according to EN 14374,
- Parallam PSL,
- Intrallam LSL,
- Duo- and Triobalken,
- Layered wood plates,
- Plywood according to EN 636

Annex B states the load-carrying capacities of the angle bracket connections for a characteristic density of 350 kg/m^3 . For timber or wood based material with a lower characteristic density than 350 kg/m^3 the load-carrying capacities shall be reduced by the k_{dens} factor:

$$k_{\text{dens}} = \left(\frac{\rho_k}{350} \right)^2$$

Where ρ_k is the characteristic density of the timber in kg/m^3 .

The design of the connections shall be in accordance with Eurocode 5 or a similar national Timber Code. The wood members shall have a thickness which is larger than the penetration depth of the nails into the members.

The angle brackets are primarily for use in timber structures subject to the dry, internal conditions defined by service classes 1 and 2 of Eurocode 5 and for connections subject to static or quasi-static loading.

The angle brackets can also be used in outdoor timber structures, service class 3, when a corrosion protection in accordance with Eurocode 5 is applied, or when stainless steel with similar or better characteristic yield and ultimate strength is employed.

The angle brackets may also be used for connections between a timber member and a member of concrete or steel.

The provisions made in this European Technical Assessment are based on an assumed intended working life of the connectors of 50 years.

The indications given on the working life cannot be interpreted as a guarantee given by the producer or Assessment Body, but are to be regarded only as a means for choosing the right products in relation to the expected economically reasonable working life of the works

3 Performance of the product and references to the methods used for its assessment

Characteristic	Assessment of characteristic
3.1 Mechanical resistance and stability*) (BWR1)	
Joint Strength - Characteristic load-carrying capacity	See Annex B
Joint Stiffness	See Annex B
Joint ductility	No performance assessed
Resistance to seismic actions	No performance assessed
Resistance to corrosion and deterioration	See section 3.6
3.2 Safety in case of fire (BWR2)	
Reaction to fire	The angle brackets are made from steel classified as Euroclass A1 in accordance with EN 13501-1 and Commission Delegated Regulation 2016/364
3.3 General aspects related to the performance of the product	The angle brackets have been assessed as having satisfactory durability and serviceability when used in timber structures using the timber species described in Eurocode 5 and subject to the conditions defined by service class 1 and 2
Identification	See Annex A

*) See additional information in section 3.4 – 3.7.

3.4 Methods of verification

The characteristic load-carrying capacities are based on the characteristic values of the nail connections and the steel plates. To obtain design values the capacities have to be divided by different partial factors for the material properties, the nail connection in addition multiplied with the coefficient k_{mod} .

According to EN 1990 (Eurocode – Basis of design) paragraph 6.3.5 the design value of load-carrying capacity may be determined by reducing the characteristic values of the load-carrying capacity with different partial factors.

Thus, the characteristic values of the load-carrying capacity are determined also for timber failure $F_{\text{Rk,H}}$ (obtaining the embedment strength of nails subjected to shear or the withdrawal capacity of the most loaded nail, respectively) as well as for steel plate failure $F_{\text{Rk,S}}$. The design value of the load-carrying capacity is the smaller value of both load-carrying capacities.

$$F_{\text{Rd}} = \min \left\{ \frac{k_{\text{mod}} \cdot F_{\text{Rk,H}}}{\gamma_{\text{M,H}}}, \frac{F_{\text{Rk,S}}}{\gamma_{\text{M,S}}} \right\}$$

Therefore, for timber failure the load duration class and the service class are included. The different partial factors γ_{M} for steel or timber, respectively, are also correctly taken into account.

3.5 Mechanical resistance and stability

See annex B for the characteristic load-carrying capacity in the different directions F_1 to F_5 .

The characteristic capacities of the angle brackets are determined by calculation assisted by testing as described in the EAD 130186-00-0603 for Three-dimensional nailing plates. They should be used for designs in accordance with Eurocode 5 or a similar national Timber Code.

Threaded nails (ringed shank nails) in accordance to EN 14592

In the formulas in Annex B the capacities for threaded nails calculated from the formulas of Eurocode 5 are used assuming a thick steel plate when calculating the lateral nail load-carrying-capacity.

The load bearing capacities of the brackets has been determined based on the use of connector nails 4,0 x 40 mm in accordance with the German national approval for the nails.

The characteristic withdrawal capacity of the nails has to be determined by calculation in accordance with EN 1995-1-1: 2004, paragraph 8.3.2 (head pull-through is not relevant):

$$F_{\text{ax,Rk}} = f_{\text{ax,k}} \times d \times t_{\text{pen}}$$

Where:

$f_{\text{ax,k}}$	Characteristic value of the withdrawal parameter in N/mm ²
d	Nail diameter in mm
t_{pen}	Penetration depth of the profiles shank in mm $t_{\text{pen}} \geq 30$ mm

Based on tests by Versuchsanstalt für Stahl, Holz und Steine, University of Karlsruhe, the characteristic value of the withdrawal resistance for the threaded nails used can be calculated as:

$$f_{\text{ax,k}} = 50 \times 10^{-6} \times \sigma_k^2$$

Where:

σ_k	Characteristic density of the timber in kg/m ³
------------	---

The shape of the nail directly under the head shall be in the form of a truncated cone with a diameter under the nail head which exceeds the hole diameter.

4,0 mm threaded nails with a truncated cone below the head are used as fasteners, which are particularly suitable for nailed steel-to-timber connections. The specific shape below the head causes a clamping of nails in the steel plate.

It is assumed that angle brackets 70 with and without rib are fastened with nails 4,0x40 with a profiled length including the nail point of at least 30 mm and angle brackets 90 and 105 with and without rib are fastened with nails 4,0x60 with a profiled length including the nail point of at least 50 mm.

No performance has been determined in relation to ductility of a joint under cyclic testing. The contribution to the performance of structures in seismic zones, therefore, has not been assessed.

No performance has been determined in relation to the joint's stiffness properties - to be used for the analysis of the serviceability limit state.

3.6 Aspects related to the performance of the product

3.11.1 Corrosion protection in service class 1 and 2.

In accordance with EAD 130186-00-0603 for Three-dimensional nailing plates the angle brackets are made pre-galvanized steel DX 51 D / Z 275 according to EN 10346:2015 with minimum yield strength $R_e \geq$

250 N/mm², and minimum tensile strength $R_m \geq 360$ N/mm² and minimum ultimate strain $A_{80} \geq 22\%$

3.7 General aspects related to the fitness for use of the product

The three-dimensional nailing plates are manufactured in accordance with the provisions of this European Technical Assessment using the manufacturing processes as identified in the inspection of the plant by the notified inspection body and laid down in the technical documentation.

The nailing pattern used shall be either the maximum or the minimum pattern as defined in Annex A.

The following provisions concerning installation apply:

The structural members – the components 1 and 2 shown in the figure on page 14 - to which the brackets are fixed shall be:

- Restrained against rotation. At a load F_4/F_5 , the component 2 is allowed to be restrained against rotation by the Angle brackets.
- Strength class C14 or better, see section 1 of this ETA
- Free from wane under the bracket.
- The actual end bearing capacity of the timber member to be used in conjunction with the bracket is checked by the designer of the structure to ensure it is not less than the bracket capacity and, if necessary, the bracket capacity reduced accordingly.
- The gap between the timber members does not exceed 3 mm.
- There are no specific requirements relating to preparation of the timber members.
- The execution of the connection shall be in accordance with the approval holder's technical literature

4 Attestation and verification of constancy of performance (AVCP)

4.1 AVCP system

According to the decision 97/638/EC of the European Commission¹, as amended, the system(s) of assessment and verification of constancy of performance (see Annex V to Regulation (EU) No 305/2011) is 2+.

5 Technical details necessary for the implementation of the AVCP system, as foreseen in the applicable EAD

Technical details necessary for the implementation of the AVCP system are laid down in the control plan deposited at ETA-Danmark prior to CE marking

Issued in Copenhagen on 2023-02-17 by



Thomas Bruun
Managing Director, ETA-Danmark

Annex A
Product details definitions

Table A.1 Materials specification

Bracket type	Thickness (mm)	Steel specification	Coating specification
angle bracket 40/40/2	2,0	DX 51 D	Z 275
angle bracket 40/40/2,5	2,5	DX 51 D	Z 275
angle bracket 50/40/2	2,0	DX 51 D	Z 275
angle bracket 50/40/2,5	2,5	DX 51 D	Z 275
angle bracket 60/40/2	2,0	DX 51 D	Z 275
angle bracket 60/40/2,5	2,5	DX 51 D	Z 275
angle bracket 80/40/2	2,0	DX 51 D	Z 275
angle bracket 80/40/2,5	2,5	DX 51 D	Z 275
angle bracket 100/40/2	2,0	DX 51 D	Z 275
angle bracket 100/40/2,5	2,5	DX 51 D	Z 275
angle bracket 50 R	2,5	DX 51 D	Z 275
angle bracket 60/35/2 SR LH	2,0	DX 51 D	Z 275
angle bracket 60/35/2,5 SR LH	2,5	DX 51 D	Z 275
angle bracket 60/35/2 SR 2LH	2,0	DX 51 D	Z 275
angle bracket 20/60/2	2,0	DX 51 D	Z 275
angle bracket 20/60/2,5	2,5	DX 51 D	Z 275
angle bracket 30/60/2	2,0	DX 51 D	Z 275
angle bracket 30/60/2,5	2,5	DX 51 D	Z 275
angle bracket 40/60/2	2,0	DX 51 D	Z 275
angle bracket 50/60/2	2,0	DX 51 D	Z 275
angle bracket 50/60/2 B	2,0	DX 51 D	Z 275
angle bracket 50/60/2,5	2,5	DX 51 D	Z 275
angle bracket 60/60/2	2,0	DX 51 D	Z 275
angle bracket 80/60/2	2,0	DX 51 D	Z 275
angle bracket 80/60/2,5	2,5	DX 51 D	Z 275
angle bracket 90/60/2	2,0	DX 51 D	Z 275
angle bracket 90/60/2,5	2,5	DX 51 D	Z 275
angle bracket 100/60/2	2,0	DX 51 D	Z 275
angle bracket 100/60/2 B	2,0	DX 51 D	Z 275
angle bracket 100/60/2,5	2,5	DX 51 D	Z 275
angle bracket 100/60/2,5 B	2,5	DX 51 D	Z 275
angle bracket 60/3	3,0	DX 51 D	Z 275
angle bracket 60 R	2,5	DX 51 D	Z 275
angle bracket 60/75/2 SH LH	2,0	DX 51 D	Z 275
angle bracket 60/75/2,5 SH LH	2,5	DX 51 D	Z 275
angle bracket 60/75/2 SH 2LH	2,5	DX 51 D	Z 275
angle bracket 20/80/2	2,0	DX 51 D	Z 275
angle bracket 20/80/2,5	2,5	DX 51 D	Z 275
angle bracket 40/80/2	2,0	DX 51 D	Z 275
angle bracket 40/80/2,5	2,5	DX 51 D	Z 275
angle bracket 50/80/2 B	2,0	DX 51 D	Z 275
angle bracket 50/80/2,5 B	2,5	DX 51 D	Z 275
angle bracket 60/80/2	2,0	DX 51 D	Z 275
angle bracket 80/80/2	2,0	DX 51 D	Z 275
angle bracket 100/80/2	2,0	DX 51 D	Z 275
angle bracket 100/80/2 B	2,0	DX 51 D	Z 275
angle bracket 100/80/2,5	2,5	DX 51 D	Z 275

Bracket type	Thickness (mm)	Steel specification	Coating specification
angle bracket 100/80/2,5 B	2,5	DX 51 D	Z 275
angle bracket 40/90/2,5	2,5	DX 51 D	Z 275
angle bracket LL	2,0	DX 51 D	Z 275
angle bracket LL	2,0	DX 51 D	Z 275
angle bracket LL	2,5	DX 51 D	Z 275
angle bracket LL	2,5	DX 51 D	Z 275
angle bracket LL	2,5	DX 51 D	Z 275
angle bracket 90 B	2,5	DX 51 D	Z 275
angle bracket 90 BL	2,5	DX 51 D	Z 275
angle bracket 90 R	2,5	DX 51 D	Z 275
angle bracket 90/90	3,0	DX 51 D	Z 275
angle bracket 90/90 H	3,0	DX 51 D	Z 275
angle bracket 90/90 R	3,0	DX 51 D	Z 275
angle bracket 90/90 RH	3,0	DX 51 D	Z 275
angle bracket 40/100/2	2,0	DX 51 D	Z 275
angle bracket 40/100/2,5	2,5	DX 51 D	Z 275
angle bracket 50/100/2	2,0	DX 51 D	Z 275
angle bracket 50/100/2,5	2,5	DX 51 D	Z 275
angle bracket 50/100/2,5 R	2,5	DX 51 D	Z 275
angle bracket 60/100/2	2,0	DX 51 D	Z 275
angle bracket 60/100/2,5	2,5	DX 51 D	Z 275
angle bracket 80/100/2	2,0	DX 51 D	Z 275
angle bracket 100/100/2	2,0	DX 51 D	Z 275
angle bracket 100/100/2 B	2,0	DX 51 D	Z 275
angle bracket 100/100/2,5	2,5	DX 51 D	Z 275
angle bracket 105 R	2,5	DX 51 D	Z 275
angle bracket 105 B	2,5	DX 51 D	Z 275
angle bracket 105	3,0	DX 51 D	Z 275
angle bracket 105 H	3,0	DX 51 D	Z 275
angle bracket 105/3 R	3,0	DX 51 D	Z 275
angle bracket 105/3 RH	3,0	DX 51 D	Z 275
angle bracket 120	3,0	DX 51 D	Z 275
angle bracket 120 H	3,0	DX 51 D	Z 275
angle bracket 120 R	3,0	DX 51 D	Z 275
angle bracket 120 RH	3,0	DX 51 D	Z 275
angle bracket 65/130	2,5	DX 51 D	Z 275
angle bracket 140	3,0	DX 51 D	Z 275
angle bracket 140 H	3,0	DX 51 D	Z 275
angle bracket 140 R	3,0	DX 51 D	Z 275
angle bracket 140 RH	3,0	DX 51 D	Z 275

Table A.2 Range of sizes

Bracket type	Height (mm) vertical		Height (mm) horizontal		Width (mm)	
angle bracket 40/40/2	39	41	39	41	39	41
angle bracket 40/40/2,5	39	41	39	41	39	41
angle bracket 50/40/2	39	41	39	41	49	51
angle bracket 50/40/2,5	39	41	39	41	49	51
angle bracket 60/40/2	39	41	39	41	59	61
angle bracket 60/40/2,5	39	41	39	41	59	61
angle bracket 80/40/2	38,5	40,5	39	41	79	81
angle bracket 80/40/2,5	39	41	39	41	79	81
angle bracket 100/40/2	39	41	39	41	99	101
angle bracket 100/40/2,5	39	41	39	41	99	101
angle bracket 50 R	49	51	49	51	53	56
angle bracket 60/35/2 SR LH	59	61	59	61	34	36
angle bracket 60/35/2,5 SR LH	59	61	59	61	34	36
angle bracket 60/35/2 SR 2LH	59	61	59	61	34	36
angle bracket 20/60/2	59	61	59	61	19	21
angle bracket 20/60/2,5	59	61	59	61	19	21
angle bracket 30/60/2	59	61	59	61	29	31
angle bracket 30/60/2,5	59	61	59	61	29	31
angle bracket 40/60/2	59	61	59	61	39	41
angle bracket 50/60/2	59	61	59	61	49	51
angle bracket 50/60/2 B	59	61	59	61	49	51
angle bracket 50/60/2,5	59	61	59	61	49	51
angle bracket 60/60/2	59	61	59	61	59	61
angle bracket 80/60/2	59	61	59	61	79	81
angle bracket 80/60/2,5	58,5	60,5	58,5	60,5	79	81
angle bracket 90/60/2	59	61	59	61	89	91
angle bracket 90/60/2,5	59	61	59	61	89	91
angle bracket 100/60/2	59	61	59	61	99	101
angle bracket 100/60/2 B	59	61	59	61	99	101
angle bracket 100/60/2,5	59	61	59	61	99	101
angle bracket 100/60/2,5 B	59	61	59	61	99	101
angle bracket 60/3	59	61	64	66	54	56
angle bracket 60 R	64	66	64	66	54	56
angle bracket 60/75/2 SH LH	74	76	59	61	59	61
angle bracket 60/75/2,5 SH LH	74	76	59	61	59	61
angle bracket 60/75/2 SH 2LH	74	76	59	61	59	61
angle bracket 20/80/2	79	81	79	81	19	21
angle bracket 20/80/2,5	79	81	79	81	19	21
angle bracket 40/80/2	79	81	79	81	39	41
angle bracket 40/80/2,5	79	81	79	81	39	41
angle bracket 50/80/2 B	79	81	79	81	49	51
angle bracket 50/80/2,5 B	79	81	79	81	49	51
angle bracket 60/80/2	79	81	79	81	59	61
angle bracket 80/80/2	79	81	79	81	79	81
angle bracket 100/80/2	79	81	79	81	99	101
angle bracket 100/80/2 B	79	81	79	81	99	101
angle bracket 100/80/2,5	79	81	79	81	99	101
angle bracket 100/80/2,5 B	79	81	79	81	99	101
angle bracket 40/90/2,5	88,5	90,5	38,5	40,5	38	41
angle bracket LL	89	91	59	61	59	61

Bracket type	Height (mm)		Height (mm)		Width (mm)	
	vertical		horizontal			
angle bracket LL	89	91	59	61	59	61
angle bracket LL	89	91	59	61	59	61
angle bracket LL	89	91	59	61	59	61
angle bracket LL	89	91	59	61	59	61
angle bracket 90 B	89	91	59	61	64	66
angle bracket 90 BL	89	91	59	61	64	66
angle bracket 90 R	89	91	89	91	64	66
angle bracket 90/90	89	91	89	91	89	91
angle bracket 90/90 H	89	91	89	91	88	91
angle bracket 90/90 R	89	91	89	91	88	91
angle bracket 90/90 RH	89	91	89	91	88	91
angle bracket 40/100/2	99	101	99	101	39	41
angle bracket 40/100/2,5	99	101	99	101	39	41
angle bracket 50/100/2	99	101	99	101	49	51
angle bracket 50/100/2,5	99	101	99	101	49	51
angle bracket 50/100/2,5 R	99	101	99	101	53	56
angle bracket 60/100/2	99	101	99	101	59	61
angle bracket 60/100/2,5	99	101	99	101	59	61
angle bracket 80/100/2	98,5	100,5	98,5	100,5	79	81
angle bracket 100/100/2	99	101	99	101	99	101
angle bracket 100/100/2 B	99	101	99	101	99	101
angle bracket 100/100/2,5	99	101	99	101	99	101
angle bracket 105 R	104	106	104	106	89	91
angle bracket 105 B	104	106	104	106	89	91
angle bracket 105	104	106	104	106	89	91
angle bracket 105 H	104	106	104	106	88	91
angle bracket 105/3 R	104	106	104	106	88	91
angle bracket 105/3 RH	104	106	104	106	88	91
angle bracket 120	119	121	119	121	89	91
angle bracket 120 H	119	121	119	121	88	91
angle bracket 120 R	119	121	119	121	88	91
angle bracket 120 RH	119	121	119	121	88	91
angle bracket 65/130	129	131	49	51	64	66
angle bracket 140	139	141	139	141	89	91
angle bracket 140 H	139	141	139	141	88	91
angle bracket 140 R	139	141	139	141	88	91
angle bracket 140 RH	139	141	139	141	88	91

Table A.3 Fastener specification

Nail type	Nail size (mm)		Finish
	Diameter	Length	
According to EN 14592			
Threaded nail	4,0	40	Electroplated zinc
<p>In the load-carrying-capacities of the nailed connection in Annex B the capacities for threaded nails calculated from the formulas of Eurocode 5 are used assuming a thick steel plate when calculating the lateral nail load-carrying-capacity.</p> <p>The load-carrying-capacities of the angle brackets have been determined based on the use of connector nails 4,0 x 40 mm in accordance with the German national approval for the nails.</p> <p>The characteristic withdrawal capacity of the nails has to be determined by calculation in accordance with EN 1995-1-1:2004, paragraph 8.3.2 (head pull-through is not relevant):</p> $F_{ax,Rk} = f_{ax,k} \times d \times t_{pen}$ <p>Where:</p> <p>$f_{ax,k}$ Characteristic value of the withdrawal parameter in N/mm²</p> <p>d Nail diameter in mm</p> <p>t_{pen} Penetration depth of the profiled shank including the nail point in mm, $t_{pen} \geq 31$ mm</p> <p>Based on tests by Versuchsanstalt für Stahl, Holz und Steine, University of Karlsruhe (KIT), the characteristic value of the withdrawal resistance for the threaded nails used can be calculated as:</p> $f_{ax,k} = 50 \times 10^{-6} \times \rho_k^2$ <p>Where:</p> <p>ρ_k Characteristic density of the timber in kg/m³</p> <p>The shape of the nail directly under the head shall be in the form of a truncated cone with a diameter under the nail head which exceeds the hole diameter.</p>			
BOLT OR METAL ANCHOR diameter	Correspondent Hole diameter		Anchor type
8.0 - 10.0 mm	Max. 2 mm. larger than the anchor diameter		See specification of the manufacturer

Annex B
Characteristic load-carrying capacities

Table 1: Force F_1 Column, 2 angle brackets / connection

Bracket type	Nail number n_v	Nail number n_H	$F_{1,Rk}$ [kN] (column)	
			Timber	Steel
angle bracket 60/75/2 SH LH	1,2,3	10,11,12,14,15,16	2,81	1,49
angle bracket 60/75/2,5 SH LH	1,2	8,10,11,12,13	1,87	2,02
angle bracket 60/75/2 SH 2LH	1,2,3	9,10,11,13,14,15	2,81	2,33
angle bracket 20/80/2	1,2	9,10,11,12,13,14,15,16	2,50	1,55
angle bracket 20/80/2,5	1,2	9,10,11,12,13,14,15,16	2,50	2,43
angle bracket 40/80/2	1,2	12,13,14,15,16,18,19,20,21,22	2,47	1,93
angle bracket 40/80/2,5	1,2	12,13,14,15,16,18,19,20,21,22	2,47	3,02
angle bracket 50/80/2 B	1,2,3	13,14,15,16,17,18,19,20,21,22, 23,24	3,82	2,61
angle bracket 50/80/2,5 B	1,2,3	15,16,17,18,19,20,21,22,23,24, 25,26,27,28	4,90	2,78
angle bracket 60/80/2	1,2,3,4	19,20,21,22,23,24,25,26,27,28, 29,30,31,32,33,34,35,36	6,13	3,48
angle bracket 80/80/2	1,2,3,4	20,21,22,23,24,25,26,27,28,30, 31,32,33,34,35,36,37,38	4,94	3,87
angle bracket 100/80/2	1,2,3,4	19,20,21,22,23,24,25,26,27,28, 29,30,31,32,33,34,35,36	6,13	5,44
angle bracket 100/80/2 B	1,2,3,4	20,21,22,23,24,25,26,27,28,30, 31,32,33,34,35,36,37,38	4,94	6,04
angle bracket 100/80/2,5	1,2,4,5	11,12	1,36	1,47
angle bracket 100/80/2,5 B	1,2,3,4,5,6	10,11,12,14,15,16	2,81	1,49
angle bracket 40/90/2,5	1,2,4,5,6	10,11,13,14,15	1,87	1,33
angle bracket LL	1,2,3,4,5,6	10,12,14,15,16	2,81	2,02
angle bracket LL	1,2,4,5,6	10,11,13,14,15	1,87	2,07
angle bracket LL	1,2,4	8,9,11,12,13	1,87	2,07
angle bracket LL	1,2,5,6	16,17,18,20,21,22,24,25,26,29,30	3,44	3,24
angle bracket LL	1,2,5,6	16,17,18,20,21,22,24,25,26,29,30	3,44	3,24
angle bracket 90 B	1,2,5,6	13,14,16,17,19,20,23,24	2,29	11,47
angle bracket 90 BL	1,2	14,15,16,17,18,21,22,25,26, 27,28	5,94	5,22
angle bracket 90/90 H	1,2	14,15,16,17,18,21,22,25,26, 27,28	5,94	5,22
angle bracket 90/90 R	1,2	13,14,15,16,19,20,23,24,25,26	4,75	13,9
angle bracket 90/90 RH	1,2	13,14,15,16,19,20,23,24,25,26	4,75	13,9
angle bracket 40/100/2	1,2,3,4	11,12,13,14,15,16,17,18,19,20	2,59	1,55
angle bracket 40/100/2,5	1,2,3,4	11,12,13,14,15,16,17,18,19,20	2,59	2,43
angle bracket 50/100/2	1,2,3,5,6	16,17,18,19,20,22,23,24,25, 26,28,29	2,55	1,86

Bracket type	Nail number n_v	Nail number n_H	$F_{1,Rk}$ [kN] (column)	
			Timber	Steel
angle bracket 50/100/2,5	1,2,3,5,6	16,17,18,19,20,22,23,24,25,26, 28,29	2,55	2,90
angle bracket 50/100/2,5 R	1,2,3,4,5	13,14,15,16,20,21,22,23,24	2,56	8,33
angle bracket 60/100/2	1,2,3,4,5,6	16,17,18,19,20,21,22,23,24,25, 26,27,28,29,30	3,95	2,61
angle bracket 60/100/2,5	1,2,3,4,5,6	16,17,18,19,20,21,22,23,24,25, 26,27,28,29,30	3,95	4,08
angle bracket 80/100/2	1,2,3,4,5,6,7	19,20,21,22,23,24,25,26,27,28, 29,30,31,32,33,34,35,36	5,11	2,78
angle bracket 100/100/2	1,2,3,4,5,6,7,8, 9	24,25,26,27,28,29,30,31,32,33, 34,35,36,37,38,39,40,41,42,43, 44,45,46	6,42	3,63
angle bracket 100/100/2 B	1,2,3,4,5,7,8,9, 10	26,27,28,29,30,31,32,33,34,36, 37,38,39,40,41,42,43,44,46,47, 48,49	5,14	3,87
angle bracket 100/100/2,5	1,2,3,4,5,6,7,8, 9	24,25,26,27,28,29,30,31,32,33, 34,35,36,37,38,39,40,41,42,43, 44,45,46	6,42	5,66
angle bracket 105 R	1,2,4,5	16,17,18,19,22,23,26,29,31,32	4,57	10,3
angle bracket 105 B	1,2,4,5	17,18,19,20,21,24,25,28,31,33,34	5,71	3,52
angle bracket 105	1,2,4,5	17,18,19,20,21,24,25,28,31,33,34	6,15	5,22
angle bracket 105 H	1,2,4,5	17,18,19,20,21,24,25,28,31,33,34	6,15	5,22
angle bracket 105/3 R	1,2,4,5	16,17,18,19,22,23,26,29,31,32	4,92	14,1
angle bracket 105/3 RH	1,2,4,5	16,17,18,19,22,23,26,29,31,32	4,92	14,1
angle bracket 120	3,4,6,7	19,20,21,22,23,26,27,30,33,35, 36,38	6,31	5,22
angle bracket 120 H	3,4,6,7	19,20,21,22,23,26,27,30,33,35, 36,38	6,31	5,22
angle bracket 120 R	3,4,6,7	18,19,20,21,24,25,28,31,33,34,36	5,05	14,7
angle bracket 120 RH	3,4,6,7	18,19,20,21,24,25,28,31,33,34,36	5,05	14,7
angle bracket 65/130	1,2,4,5,8,9,11	17,18,19,21,22	2,01	4,15
angle bracket 140	1,2,3,6,7,9,10	22,23,24,25,26,29,30,33,36,38, 39,41,43,44	6,46	5,22
angle bracket 140 H	1,2,3,6,7,9,10	22,23,24,25,26,29,30,33,36,38, 39,41,43,44	6,46	5,22
angle bracket 140 R	1,2,3,6,7,9,10	21,22,23,24,27,28,31,34,36,37, 39,41,42	5,17	13,5
angle bracket 140 RH	1,2,3,6,7,9,10	21,22,23,24,27,28,31,34,36,37, 39,41,42	5,17	13,5

Table 2: Force F_1 Column, 1 angle bracket / connection

Bracket type	Nail number n_V	Nail number n_H	$F_{1,Rk}$ [kN] (column)	
			Timber	Steel
angle bracket 60/75/2 SH LH	1,2,3	10,11,12,14,15,16	1,40	0,75
angle bracket 60/75/2,5 SH LH	1,2	8,10,11,12,13	0,94	1,01
angle bracket 60/75/2 SH 2LH	1,2,3	9,10,11,13,14,15	1,40	1,17
angle bracket 20/80/2	1,2	9,10,11,12,13,14,15,16	1,25	0,78
angle bracket 20/80/2,5	1,2	9,10,11,12,13,14,15,16	1,25	1,21
angle bracket 40/80/2	1,2	12,13,14,15,16,18,19,20,21,22	1,23	0,97
angle bracket 40/80/2,5	1,2	12,13,14,15,16,18,19,20,21,22	1,23	1,51
angle bracket 50/80/2 B	1,2,3	13,14,15,16,17,18,19,20,21,22,23,24	1,91	1,31
angle bracket 50/80/2,5 B	1,2,3	15,16,17,18,19,20,21,22,23,24,25,26,27,28	2,45	1,39
angle bracket 60/80/2	1,2,3,4	19,20,21,22,23,24,25,26,27,28,29,30,31,32,33,34,35,36	3,06	1,74
angle bracket 80/80/2	1,2,3,4	20,21,22,23,24,25,26,27,28,30,31,32,33,34,35,36,37,38	2,47	1,93
angle bracket 100/80/2	1,2,3,4	19,20,21,22,23,24,25,26,27,28,29,30,31,32,33,34,35,36	3,06	2,72
angle bracket 100/80/2 B	1,2,3,4	20,21,22,23,24,25,26,27,28,30,31,32,33,34,35,36,37,38	2,47	3,02
angle bracket 100/80/2,5	1,2,4,5	11,12	0,68	0,73
angle bracket 100/80/2,5 B	1,2,3,4,5,6	10,11,12,14,15,16	1,40	0,75
angle bracket 40/90/2,5	1,2,4,5,6	10,11,13,14,15	0,94	0,66
angle bracket LL	1,2,3,4,5,6	10,12,14,15,16	1,40	1,01
angle bracket LL	1,2,4,5,6	10,11,13,14,15	0,94	1,04
angle bracket LL	1,2,4	8,9,11,12,13	0,94	1,04
angle bracket LL	1,2,5,6	16,17,18,20,21,22,24,25,26,29,30	1,72	1,62
angle bracket LL	1,2,5,6	16,17,18,20,21,22,24,25,26,29,30	1,72	1,62
angle bracket 90 B	1,2,5,6	13,14,16,17,19,20,23,24	1,15	5,73
angle bracket 90 BL	1,2	14,15,16,17,18,21,22,25,26,27,28	2,97	2,61
angle bracket 90/90 H	1,2	14,15,16,17,18,21,22,25,26,27,28	2,97	2,61
angle bracket 90/90 R	1,2	13,14,15,16,19,20,23,24,25,26	2,37	6,94
angle bracket 90/90 RH	1,2	13,14,15,16,19,20,23,24,25,26	2,37	6,94
angle bracket 40/100/2	1,2,3,4	11,12,13,14,15,16,17,18,19,20	1,30	0,78
angle bracket 40/100/2,5	1,2,3,4	11,12,13,14,15,16,17,18,19,20	1,30	1,21
angle bracket 50/100/2	1,2,3,5,6	16,17,18,19,20,22,23,24,25,26,28,29	1,28	0,93
angle bracket 50/100/2,5	1,2,3,5,6	16,17,18,19,20,22,23,24,25,26,28,29	1,28	1,45
angle bracket 50/100/2,5 R	1,2,3,4,5	13,14,15,16,20,21,22,23,24	1,28	4,16
angle bracket 60/100/2	1,2,3,4,5,6	16,17,18,19,20,21,22,23,24,25,26,27,28,29,30	1,97	1,31
angle bracket 60/100/2,5	1,2,3,4,5,6	16,17,18,19,20,21,22,23,24,25,26,27,28,29,30	1,97	2,04

Bracket type	Nail number n_V	Nail number n_H	$F_{1,Rk}$ [kN] (column)	
			Timber	Steel
angle bracket 80/100/2	1,2,3,4,5,6,7	19,20,21,22,23,24,25,26,27,28, 29,30,31,32,33,34,35,36	2,55	1,39
angle bracket 100/100/2	1,2,3,4,5,6,7,8,9	24,25,26,27,28,29,30,31,32,33, 34,35,36,37,38,39,40,41,42, 43,44,45,46	3,21	1,81
angle bracket 100/100/2 B	1,2,3,4,5,7,8,9,10	26,27,28,29,30,31,32,33,34,36, 37,38,39,40,41,42,43,44,46, 47,48,49	2,57	1,93
angle bracket 100/100/2,5	1,2,3,4,5,6,7,8,9	24,25,26,27,28,29,30,31,32, 33,34,35,36,37,38,39,40,41, 42,43,44,45,46	3,21	2,83
angle bracket 105 R	1,2,4,5	16,17,18,19,22,23,26,29,31,32	2,28	5,14
angle bracket 105 B	1,2,4,5	17,18,19,20,21,24,25,28, 31,33,34	2,86	1,76
angle bracket 105	1,2,4,5	17,18,19,20,21,24,25,28,31, 33,34	3,07	2,61
angle bracket 105 H	1,2,4,5	17,18,19,20,21,24,25,28,31, 33,34	3,07	2,61
angle bracket 105/3 R	1,2,4,5	16,17,18,19,22,23,26,29,31,32	2,46	7,03
angle bracket 105/3 RH	1,2,4,5	16,17,18,19,22,23,26,29,31,32	2,46	7,03
angle bracket 120	3,4,6,7	19,20,21,22,23,26,27,30,33, 35,36,38	3,15	2,61
angle bracket 120 H	3,4,6,7	19,20,21,22,23,26,27,30,33, 35,36,38	3,15	2,61
angle bracket 120 R	3,4,6,7	18,19,20,21,24,25,28,31,33,34,36	2,52	7,37
angle bracket 120 RH	3,4,6,7	18,19,20,21,24,25,28,31,33,34,36	2,52	7,36
angle bracket 65/130	1,2,4,5,8,9,11	17,18,19,21,22	1,01	2,08
angle bracket 140	1,2,3,6,7,9,10	22,23,24,25,26,29,30,33,36, 38,39,41,43,44	3,23	2,61
angle bracket 140 H	1,2,3,6,7,9,10	22,23,24,25,26,29,30,33,36, 38,39,41,43,44	3,23	2,61
angle bracket 140 R	1,2,3,6,7,9,10	21,22,23,24,27,28,31,34,36, 37,39,41,42	2,58	6,74
angle bracket 140 RH	1,2,3,6,7,9,10	21,22,23,24,27,28,31,34,36, 37,39,41,42	2,58	6,74

Table 3: Force F_1 Purlin, 2 angle brackets / connection

Bracket type	Nail number n_V	Nail number n_H	$F_{1,Rk}$ [kN] (purlin)	
			Timber	Steel
angle bracket 40/40/2	1,2	5,6,7,8	2,00	1,55
angle bracket 40/40/2,5	1,2	5,6,7,8	2,00	2,43
angle bracket 50/40/2	1,2,3	6,7,8,9,10	3,15	2,03
angle bracket 50/40/2,5	1,2,3	6,7,8,9,10	3,15	3,17
angle bracket 60/40/2	1,2,3	7,8,9,10,11,12	3,15	2,61
angle bracket 60/40/2,5	1,2,3	7,8,9,10,11,12	3,15	4,08
angle bracket 80/40/2	1,2,3	8,9,10,11,12,13,14	3,83	2,90
angle bracket 80/40/2,5	1,2,3	8,9,10,11,12,13,14	3,78	4,35
angle bracket 100/40/2	1,2,3,4	10,11,12,13,14,15,16,17,18	4,83	3,63
angle bracket 100/40/2,5	1,2,3,4	10,11,12,13,14,15,16,17,18	4,83	5,66
angle bracket 50 R	1,2	6,7,9,10	1,96	3,24
angle bracket 60/35/2 SR LH	1,2,4,5	7,9	1,14	1,29
angle bracket 60/35/2,5 SR LH	1,2	4,5	1,17	0,78
angle bracket 60/35/2 SR 2LH	1,2	4,5	1,17	1,21
angle bracket 20/60/2	1,2,3	6,7,8,9,10	2,34	1,04
angle bracket 20/60/2,5	1,2,3	6,7,8,9,10	2,34	1,62
angle bracket 30/60/2	1,2,3,4	7,8,9,10,11,12	2,34	1,55
angle bracket 30/60/2,5	1,2,3,4,5	8,9,10,11,12,13,14,15	3,61	2,03
angle bracket 40/60/2	1,2,3,5,6	10,11,12,13,14,16,17	2,30	1,93
angle bracket 50/60/2	1,2,3,4,5	8,9,10,11,12,13,14,15	3,61	3,17
angle bracket 50/60/2 B	1,2,3,4,5,6	10,11,12,13,14,15,16,17,18	3,61	2,61
angle bracket 50/60/2,5	1,2,3,4,5,6,7	12,13,14,15,16,17,18,19,20,21,2 2	4,60	2,90
angle bracket 60/60/2	1,2,3,4,5,6,7	12,13,14,15,16,17,18,19,20, 21,22	4,59	4,53
angle bracket 80/60/2	1,2,3,4,5,6,7,8	13,14,15,16,17,18,19,20,21, 22,23,24	4,60	3,38
angle bracket 80/60/2,5	1,2,3,4,5,6,7,8	13,14,15,16,17,18,19,20,21, 22,23,24	4,60	5,29
angle bracket 90/60/2	1,2,3,4,5,6,7,8,9	15,16,17,18,19,20,21,22,23, 24,25,26,27,28	5,75	3,63
angle bracket 90/60/2,5	1,2,3,4,5,7,8,9,10	16,17,18,19,20,21,22,23,24, 26,27,28,29	4,60	3,87
angle bracket 100/60/2	1,2,3,4,5,6,7,8,9	15,16,17,18,19,20,21,22,23, 24,25,26,27,28	5,75	5,66
angle bracket 100/60/2 B	1,2,3,4,5,7,8,9,10	16,17,18,19,20,21,22,23,24, 26,27,28,29	4,60	6,04

Bracket type	Nail number n_V	Nail number n_H	$F_{1,Rk}$ [kN] (purlin)	
			Timber	Steel
angle bracket 100/60/2,5	1,2,3,4	8,9,11,12,13,14	2,06	3,92
angle bracket 100/60/2,5 B	1,2,3,4	8,9,13,14	2,21	3,24
angle bracket 60/3	1,2,3,4,5,6	10,11,12,14,15,16	2,81	1,49
angle bracket 60 R	1,2,4	8,10,11,12,13	1,87	2,02
angle bracket 60/75/2 SH LH	1,2,3,4,5	9,10,11,13,14,15	2,81	2,33
angle bracket 60/75/2,5 SH LH	1,2,3	5,6,7,8	1,25	0,78
angle bracket 60/75/2 SH 2LH	1,2,3	5,6,7,8	1,25	1,21
angle bracket 20/80/2	1,2,3,4,5,6	9,10,11,12,13,14,15,16	2,50	1,55
angle bracket 20/80/2,5	1,2,3,4,5,6	9,10,11,12,13,14,15,16	2,50	2,43
angle bracket 40/80/2	1,2,3,4,5,7,8	12,13,14,15,16,18,19,20,21,22	2,47	1,93
angle bracket 40/80/2,5	1,2,3,4,5,7,8	12,13,14,15,16,18,19,20,21,22	2,47	3,02
angle bracket 50/80/2 B	1,2,3,4,5,6,7,8,9	13,14,15,16,17,18,19,20,21,22,23,24	3,82	2,61
angle bracket 50/80/2,5 B	1,2,3,4,5,6,7,8,9,10	15,16,17,18,19,20,21,22,23,24,25,26,27,28	4,90	2,78
angle bracket 60/80/2	1,2,3,4,5,6,7,8,9,10,11,12,13	19,20,21,22,23,24,25,26,27,28,29,30,31,32,33,34,35,36	6,13	3,48
angle bracket 80/80/2	1,2,3,4,5,6,7,8,9,11,12,13,14	20,21,22,23,24,25,26,27,28,30,31,32,33,34,35,36,37,38	4,94	3,87
angle bracket 100/80/2	1,2,3,4,5,6,7,8,9,10,11,12,13	19,20,21,22,23,24,25,26,27,28,29,30,31,32,33,34,35,36	6,13	5,44
angle bracket 100/80/2 B	1,2,3,4,5,6,7,8,9,11,12,13,14	20,21,22,23,24,25,26,27,28,30,31,32,33,34,35,36,37,38	4,94	6,04
angle bracket 100/80/2,5	1,2,4,5,6,7	11,12	1,36	1,47
angle bracket 100/80/2,5 B	1,2,3,4,5,6,7,9	10,11,12,14,15,16	2,81	1,49
angle bracket 40/90/2,5	1,2,4,5,6,7,9	10,11,13,14,15	1,87	1,33
angle bracket LL	1,2,3,4,5,6,7,9	10,12,14,15,16	2,81	2,02
angle bracket LL	1,2,4,5,6,7,9	10,11,13,14,15	1,87	2,07
angle bracket LL	1,2,4,5,6	8,9,11,12,13	1,87	2,07
angle bracket LL	1,2,5,6,9,10	16,17,18,20,21,22,24,25,26,29,30	3,44	3,24
angle bracket LL	1,2,5,6,9,10	16,17,18,20,21,22,24,25,26,29,30	3,44	3,24
angle bracket 90 B	1,2,5,6,8,9	13,14,16,17,19,20,23,24	2,29	11,47
angle bracket 90 BL	1,2,5,6,8	14,15,16,17,18,21,22,25,26,27,28	5,94	5,22
angle bracket 90 R	1,2,5,6,8	14,15,16,17,18,21,22,25,26,27,28	5,94	5,22
angle bracket 90/90	1,2,5,6	13,14,15,16,19,20,23,24,25,26	4,75	13,9
angle bracket 90/90 H	1,2,5,6	13,14,15,16,19,20,23,24,25,26	4,75	13,9

Bracket type	Nail number n_V	Nail number n_H	$F_{1,Rk}$ [kN] (purlin)	
			Timber	Steel
angle bracket 90/90 R	1,2,3,4,5,6,7,8	11,12,13,14,15,16,17,18,19,20	2,59	1,55
angle bracket 90/90 RH	1,2,3,4,5,6,7,8	11,12,13,14,15,16,17,18,19,20	2,59	2,43
angle bracket 40/100/2	1,2,3,5,6,7,8,9,11,12	16,17,18,19,20,22,23,24,25, 26,28,29	2,55	1,86
angle bracket 40/100/2,5	1,2,3,5,6,7,8,9,11,12	16,17,18,19,20,22,23,24,25, 26,28,29	2,55	2,90
angle bracket 50/100/2	1,2,3,4,5,9,10	13,14,15,16,20,21,22,23,24	2,56	8,33
angle bracket 50/100/2,5	1,2,3,4,5,6,7,8,9, 10,11,12	16,17,18,19,20,21,22,23,24, 25,26,27,28,29,30	3,95	2,61
angle bracket 50/100/2,5 R	1,2,3,4,5,6,7,8,9, 10,11,12	16,17,18,19,20,21,22,23,24, 25,26,27,28,29,30	3,95	4,08
angle bracket 60/100/2	1,2,3,4,5,6,7,8,9, 10,11,12,13,14	19,20,21,22,23,24,25,26,27, 28,29,30,31,32,33,34,35,36	5,11	2,78
angle bracket 60/100/2,5	1,2,3,4,5,6,7,8,9,10,11, 12,13,14,15,16,17,18	24,25,26,27,28,29,30,31,32, 33,34,35,36,37,38,39,40,41, 42,43,44,45,46	6,42	3,63
angle bracket 80/100/2	1,2,3,4,5,7,8,9,10, 11,12,13,14,15,17, 18,19,20	26,27,28,29,30,31,32,33,34, 36,37,38,39,40,41,42,43,44, 46,47,48,49	5,14	3,87
angle bracket 100/100/2	1,2,3,4,5,6,7,8,9,10,11, 12,13,14,15,16,17,18	24,25,26,27,28,29,30,31,32, 33,34,35,36,37,38,39,40,41, 42,43,44,45,46	6,42	5,66
angle bracket 100/100/2 B	1,2,4,5,8,9	16,17,18,19,22,23,26,29,31,32	4,57	10,27
angle bracket 100/100/2,5	1,2,4,5,8,9,11	17,18,19,20,21,24,25,28, 31,33,34	5,71	3,52
angle bracket 105 R	1,2,4,5,8,9,11	17,18,19,20,21,24,25,28,31,33,3 4	6,15	5,22
angle bracket 105 B	1,2,4,5,8,9,11	17,18,19,20,21,24,25,28,31, 33,34	6,15	5,22
angle bracket 105	1,2,4,5,8,9	16,17,18,19,22,23,26,29,31,32	4,92	14,1
angle bracket 105 H	1,2,4,5,8,9	16,17,18,19,22,23,26,29,31,32	4,92	14,1
angle bracket 105/3 R	3,4,6,7,10,11,13	19,20,21,22,23,26,27,30,33, 35,36,38	6,31	5,22
angle bracket 105/3 RH	3,4,6,7,10,11,13	19,20,21,22,23,26,27,30,33, 35,36,38	6,31	5,22
angle bracket 120	3,4,6,7,10,11	18,19,20,21,24,25,28,31,33, 34,36	5,05	14,7
angle bracket 120 H	3,4,6,7,10,11	18,19,20,21,24,25,28,31,33, 34,36	5,05	14,7
angle bracket 120 R	1,2,4,5,8,9,12, 13,14,15	17,18,19,21,22	2,01	4,15
angle bracket 120 RH	1,2,3,6,7,9,10,13,14,16	22,23,24,25,26,29,30,33,36, 38,39,41,43,44	6,46	5,22

Bracket type	Nail number n_V	Nail number n_H	$F_{1,Rk}$ [kN] (purlin)	
			Timber	Steel
angle bracket 65/130	1,2,3,6,7,9,10,13,14,16	22,23,24,25,26,29,30,33,36, 38,39,41,43,44	6,46	5,22
angle bracket 140	1,2,3,6,7,9,10,13,14	21,22,23,24,27,28,31,34,36, 37,39,41,42	5,17	13,5
angle bracket 140 H	1,2,3,6,7,9,10,13,14	21,22,23,24,27,28,31,34,36, 37,39,41,42	5,17	13,5

Table 4: Force F_1 Purlin, 2 angle brackets / connection

Bracket type	Nail number n_V	k_t	$F_{1,Rk}$ [kN] (purlin)	
			Timber	Steel
angle bracket 60/35/2,5 SR LH	1,2,3,4,5	3,0	15,9	1,36
angle bracket 60/35/2 SR LH	1,2	3,0	6,41	0,87

Table 5: Force F_1 Purlin, 1 angle bracket / connection

Bracket type	Nail number n_V	Nail number n_H	$F_{1,Rk}$ [kN] (purlin)	
			Timber	Steel
angle bracket 40/40/2	1,2	5,6,7,8	1,00	0,78
angle bracket 40/40/2,5	1,2	5,6,7,8	1,00	1,21
angle bracket 50/40/2	1,2,3	6,7,8,9,10	1,58	1,02
angle bracket 50/40/2,5	1,2,3	6,7,8,9,10	1,58	1,59
angle bracket 60/40/2	1,2,3	7,8,9,10,11,12	1,58	1,31
angle bracket 60/40/2,5	1,2,3	7,8,9,10,11,12	1,58	2,04
angle bracket 80/40/2	1,2,3	8,9,10,11,12,13,14	1,92	1,45
angle bracket 80/40/2,5	1,2,3	8,9,10,11,12,13,14	1,89	2,18
angle bracket 100/40/2	1,2,3,4	10,11,12,13,14,15,16,17,18	2,42	1,81
angle bracket 100/40/2,5	1,2,3,4	10,11,12,13,14,15,16,17,18	2,42	2,83
angle bracket 50 R	1,2	6,7,9,10	0,98	1,62
angle bracket 60/35/2 SR LH	1,2,4,5	7,9	0,57	0,65
angle bracket 60/35/2,5 SR LH	1,2	4,5	0,59	0,39
angle bracket 60/35/2 SR 2LH	1,2	4,5	0,59	0,61
angle bracket 20/60/2	1,2,3	6,7,8,9,10	1,17	0,52
angle bracket 20/60/2,5	1,2,3	6,7,8,9,10	1,17	0,81
angle bracket 30/60/2	1,2,3,4	7,8,9,10,11,12	1,17	0,78
angle bracket 30/60/2,5	1,2,3,4,5	8,9,10,11,12,13,14,15	1,80	1,02
angle bracket 40/60/2	1,2,3,5,6	10,11,12,13,14,16,17	1,15	0,97
angle bracket 50/60/2	1,2,3,4,5	8,9,10,11,12,13,14,15	1,80	1,59
angle bracket 50/60/2 B	1,2,3,4,5,6	10,11,12,13,14,15,16,17,18	1,80	1,31
angle bracket 50/60/2,5	1,2,3,4,5,6,7	12,13,14,15,16,17,18,19, 20,21,22	2,30	1,45
angle bracket 60/60/2	1,2,3,4,5,6,7	12,13,14,15,16,17,18,19, 20,21,22	2,29	2,27
angle bracket 80/60/2	1,2,3,4,5,6,7,8	13,14,15,16,17,18,19,20, 21,22,23,24	2,30	1,69
angle bracket 80/60/2,5	1,2,3,4,5,6,7,8	13,14,15,16,17,18,19,20, 21,22,23,24	2,30	2,64
angle bracket 90/60/2	1,2,3,4,5,6,7,8,9	15,16,17,18,19,20,21,22, 23,24,25,26,27,28	2,87	1,81
angle bracket 90/60/2,5	1,2,3,4,5,7,8,9,10	16,17,18,19,20,21,22,23, 24,26,27,28,29	2,30	1,93
angle bracket 100/60/2	1,2,3,4,5,6,7,8,9	15,16,17,18,19,20,21,22, 23,24,25,26,27,28	2,87	2,83
angle bracket 100/60/2 B	1,2,3,4,5,7,8,9,10	16,17,18,19,20,21,22,23, 24,26,27,28,29	2,30	3,02

Bracket type	Nail number n_V	Nail number n_H	$F_{1,Rk}$ [kN] (purlin)	
			Timber	Steel
angle bracket 100/60/2,5	1,2,3,4	8,9,11,12,13,14	1,03	1,96
angle bracket 100/60/2,5 B	1,2,3,4	8,9,13,14	1,10	1,62
angle bracket 60/3	1,2,3,4,5,6	10,11,12,14,15,16	1,40	0,75
angle bracket 60 R	1,2,4	8,10,11,12,13	0,94	1,01
angle bracket 60/75/2 SH LH	1,2,3,4,5	9,10,11,13,14,15	1,40	1,17
angle bracket 60/75/2,5 SH LH	1,2,3	5,6,7,8	0,63	0,39
angle bracket 60/75/2 SH 2LH	1,2,3	5,6,7,8	0,63	0,61
angle bracket 20/80/2	1,2,3,4,5,6	9,10,11,12,13,14,15,16	1,25	0,78
angle bracket 20/80/2,5	1,2,3,4,5,6	9,10,11,12,13,14,15,16	1,25	1,21
angle bracket 40/80/2	1,2,3,4,5,7,8	12,13,14,15,16,18,19,20, 21,22	1,23	0,97
angle bracket 40/80/2,5	1,2,3,4,5,7,8	12,13,14,15,16,18,19,20, 21,22	1,23	1,51
angle bracket 50/80/2 B	1,2,3,4,5,6,7,8,9	13,14,15,16,17,18,19,20, 21,22,23,24	1,91	1,31
angle bracket 50/80/2,5 B	1,2,3,4,5,6,7,8,9,10	15,16,17,18,19,20,21,22, 23,24,25,26,27,28	2,45	1,39
angle bracket 60/80/2	1,2,3,4,5,6,7,8,9, 10,11,12,13	19,20,21,22,23,24,25,26,27, 28,29,30,31,32,33,34,35,36	3,06	1,74
angle bracket 80/80/2	1,2,3,4,5,6,7,8,9, 11,12,13,14	20,21,22,23,24,25,26,27,28, 30,31,32,33,34,35,36,37,38	2,47	1,93
angle bracket 100/80/2	1,2,3,4,5,6,7,8,9, 10,11,12,13	19,20,21,22,23,24,25,26,27, 28,29,30,31,32,33,34,35,36	3,06	2,72
angle bracket 100/80/2 B	1,2,3,4,5,6,7,8,9, 11,12,13,14	20,21,22,23,24,25,26,27,28, 30,31,32,33,34,35,36,37,38	2,47	3,02
angle bracket 100/80/2,5	1,2,4,5,6,7	11,12	0,68	0,73
angle bracket 100/80/2,5 B	1,2,3,4,5,6,7,9	10,11,12,14,15,16	1,40	0,75
angle bracket 40/90/2,5	1,2,4,5,6,7,9	10,11,13,14,15	0,94	0,66
angle bracket LL	1,2,3,4,5,6,7,9	10,12,14,15,16	1,40	1,01
angle bracket LL	1,2,4,5,6,7,9	10,11,13,14,15	0,94	1,04
angle bracket LL	1,2,4,5,6	8,9,11,12,13	0,94	1,04
angle bracket LL	1,2,5,6,9,10	16,17,18,20,21,22,24, 25,26,29,30	1,72	1,62
angle bracket LL	1,2,5,6,9,10	16,17,18,20,21,22,24, 25,26,29,30	1,72	1,62
angle bracket 90 B	1,2,5,6,8,9	13,14,16,17,19,20,23,24	1,15	5,73
angle bracket 90 BL	1,2,5,6,8	14,15,16,17,18,21,22,25, 26,27,28	2,97	2,61
angle bracket 90 R	1,2,5,6,8	14,15,16,17,18,21,22,25, 26,27,28	2,97	2,61
angle bracket 90/90	1,2,5,6	13,14,15,16,19,20,23,24,25,26	2,37	6,94
angle bracket 90/90 H	1,2,5,6	13,14,15,16,19,20,23,24,25,26	2,37	6,94

Bracket type	Nail number n_V	Nail number n_H	$F_{1,Rk}$ [kN] (purlin)	
			Timber	Steel
angle bracket 90/90 R	1,2,3,4,5,6,7,8	11,12,13,14,15,16,17,18,19,20	1,30	0,78
angle bracket 90/90 RH	1,2,3,4,5,6,7,8	11,12,13,14,15,16,17,18,19,20	1,30	1,21
angle bracket 40/100/2	1,2,3,5,6,7,8,9,11, 12	16,17,18,19,20,22,23,24, 25,26,28,29	1,28	0,93
angle bracket 40/100/2,5	1,2,3,5,6,7,8,9,11, 12	16,17,18,19,20,22,23,24,25,26,28,2 9	1,28	1,45
angle bracket 50/100/2	1,2,3,4,5,9,10	13,14,15,16,20,21,22,23,24	1,28	4,16
angle bracket 50/100/2,5	1,2,3,4,5,6,7,8,9,10, 11,12	16,17,18,19,20,21,22,23,24, 25,26,27,28,29,30	1,97	1,31
angle bracket 50/100/2,5 R	1,2,3,4,5,6,7,8,9, 10,11,12	16,17,18,19,20,21,22,23,24, 25,26,27,28,29,30	1,97	2,04
angle bracket 60/100/2	1,2,3,4,5,6,7,8,9, 10,11,12,13,14	19,20,21,22,23,24,25,26,27, 28,29,30,31,32,33,34,35,36	2,55	1,39
angle bracket 60/100/2,5	1,2,3,4,5,6,7,8,9,10, 11,12,13,14,15,16, 17,18	24,25,26,27,28,29,30,31,32, 33,34,35,36,37,38,39,40,41, 42,43,44,45,46	3,21	1,81
angle bracket 80/100/2	1,2,3,4,5,7,8,9,10, 11,12,13,14,15, 17,18,19,20	26,27,28,29,30,31,32,33,34, 36,37,38,39,40,41,42,43, 44,46,47,48,49	2,57	1,93
angle bracket 100/100/2	1,2,3,4,5,6,7,8,9,10, 11,12,13,14,15,16, 17,18	24,25,26,27,28,29,30,31,32, 33,34,35,36,37,38,39,40, 41,42,43,44,45,46	3,21	2,83
angle bracket 100/100/2 B	1,2,4,5,8,9	16,17,18,19,22,23,26, 29,31,32	2,28	5,14
angle bracket 100/100/2,5	1,2,4,5,8,9,11	17,18,19,20,21,24,25, 28,31,33,34	2,86	1,76
angle bracket 105 R	1,2,4,5,8,9,11	17,18,19,20,21,24,25,28, 31,33,34	3,07	2,61
angle bracket 105 B	1,2,4,5,8,9,11	17,18,19,20,21,24,25,28, 31,33,34	3,07	2,61
angle bracket 105	1,2,4,5,8,9	16,17,18,19,22,23,26,29, 31,32	2,46	7,03
angle bracket 105 H	1,2,4,5,8,9	16,17,18,19,22,23,26,29,31,32	2,46	7,03
angle bracket 105/3 R	3,4,6,7,10,11,13	19,20,21,22,23,26,27,30, 33,35,36,38	3,15	2,61
angle bracket 105/3 RH	3,4,6,7,10,11,13	19,20,21,22,23,26,27,30, 33,35,36,38	3,15	2,61
angle bracket 120	3,4,6,7,10,11	18,19,20,21,24,25,28,31, 33,34,36	2,52	7,37
angle bracket 120 H	3,4,6,7,10,11	18,19,20,21,24,25,28,31, 33,34,36	2,52	7,36
angle bracket 120 R	1,2,4,5,8,9,12, 13,14,15	17,18,19,21,22	1,01	2,08
angle bracket 120 RH	1,2,3,6,7,9,10,13, 14,16	22,23,24,25,26,29,30,33, 36,38,39,41,43,44	3,23	2,61

Bracket type	Nail number n_V	Nail number n_H	$F_{1,Rk}$ [kN] (purlin)	
			Timber	Steel
angle bracket 65/130	1,2,3,6,7,9,10,13, 14,16	22,23,24,25,26,29,30,33, 36,38,39,41,43,44	3,23	2,61
angle bracket 140	1,2,3,6,7,9,10,13,14	21,22,23,24,27,28,31,34, 36,37,39,41,42	2,58	6,74
angle bracket 140 H	1,2,3,6,7,9,10,13,14	21,22,23,24,27,28,31,34, 36,37,39,41,42	2,58	6,74

Table 6: Force F_1 Purlin, 1 angle bracket / connection

Bracket type	Nail number n_V	k_t	$F_{1,Rk}$ [kN] (purlin)	
			Timber	Steel
angle bracket 60/35/2,5 SR LH	1,2,3,4,5	3,0	7,95	0,68
angle bracket 60/35/2 SR LH	1,2	3,0	3,21	0,44

Table 7: Forces $F_{2,3}$, 2 angle brackets / connection

Bracket type	Nail number n_V	Nail number n_H	$F_{2,3,Rk}$ [kN]
			Timber
angle bracket 40/40/2	1,2	5,6,7,8	3,36
angle bracket 40/40/2,5	1,2	5,6,7,8	3,40
angle bracket 50/40/2	1,2,3	6,7,8,9,10	5,52
angle bracket 50/40/2,5	1,2,3	6,7,8,9,10	5,49
angle bracket 60/40/2	1,2,3	7,8,9,10,11,12	6,53
angle bracket 60/40/2,5	1,2,3	7,8,9,10,11,12	6,50
angle bracket 80/40/2	1,2,3	8,9,10,11,12,13,14	7,71
angle bracket 80/40/2,5	1,2,3	8,9,10,11,12,13,14	7,58
angle bracket 100/40/2	1,2,3,4	10,11,12,13,14,15,16,17,18	11,6
angle bracket 100/40/2,5	1,2,3,4	10,11,12,13,14,15,16,17,18	11,5
angle bracket 50 R	1,2	6,7,9,10	4,21
angle bracket 60/35/2 SR LH	1,2,4,5	7,9	4,83
angle bracket 60/35/2,5 SR LH	1,2	4,5	1,65
angle bracket 60/35/2 SR 2LH	1,2	4,5	1,64
angle bracket 20/60/2	1,2,3	6,7,8,9,10	2,80
angle bracket 20/60/2,5	1,2,3	6,7,8,9,10	2,82
angle bracket 30/60/2	1,2,3,4	7,8,9,10,11,12	4,46
angle bracket 30/60/2,5	1,2,3,4,5	8,9,10,11,12,13,14,15	6,93
angle bracket 40/60/2	1,2,3,5,6	10,11,12,13,14,16,17	5,57
angle bracket 50/60/2	1,2,3,4,5	8,9,10,11,12,13,14,15	6,89

Bracket type	Nail number n_V	Nail number n_H	$F_{2,3,Rk}$ [kN]
			Timber
angle bracket 50/60/2 B	1,2,3,4,5,6	10,11,12,13,14,15,16,17,18	8,38
angle bracket 50/60/2,5	1,2,3,4,5,6,7	12,13,14,15,16,17,18,19,20,21,22	11,3
angle bracket 60/60/2	1,2,3,4,5,6,7	12,13,14,15,16,17,18,19,20,21,22	11,3
angle bracket 80/60/2	1,2,3,4,5,6,7,8	13,14,15,16,17,18,19,20,21,22,23,24	13,4
angle bracket 80/60/2,5	1,2,3,4,5,6,7,8	13,14,15,16,17,18,19,20,21,22,23,24	13,3
angle bracket 90/60/2	1,2,3,4,5,6,7,8,9	15,16,17,18,19,20,21,22,23,24,25, 26,27,28	17,0
angle bracket 90/60/2,5	1,2,3,4,5,7,8,9,10	16,17,18,19,20,21,22,23,24,26,27, 28,29	15,5
angle bracket 100/60/2	1,2,3,4,5,6,7,8,9	15,16,17,18,19,20,21,22,23,24,25, 26,27,28	16,9
angle bracket 100/60/2 B	1,2,3,4,5,7,8,9,10	16,17,18,19,20,21,22,23,24,26,27, 28,29	14,2
angle bracket 100/60/2,5	1,2,3,4	8,9,11,12,13,14	5,81
angle bracket 100/60/2,5 B	1,2,3,4	8,9,13,14	5,34
angle bracket 60/3	1,2,3,4,5,6	10,11,12,14,15,16	5,76
angle bracket 60 R	1,2,4	8,10,11,12,13	3,46
angle bracket 60/75/2 SH LH	1,2,3,4,5	9,10,11,13,14,15	5,27
angle bracket 60/75/2,5 SH LH	1,2,3	5,6,7,8	2,47
angle bracket 60/75/2 SH 2LH	1,2,3	5,6,7,8	2,45
angle bracket 20/80/2	1,2,3,4,5,6	9,10,11,12,13,14,15,16	5,96
angle bracket 20/80/2,5	1,2,3,4,5,6	9,10,11,12,13,14,15,16	5,92
angle bracket 40/80/2	1,2,3,4,5,7,8	12,13,14,15,16,18,19,20,21,22	7,38
angle bracket 40/80/2,5	1,2,3,4,5,7,8	12,13,14,15,16,18,19,20,21,22	7,33
angle bracket 50/80/2 B	1,2,3,4,5,6,7,8,9	13,14,15,16,17,18,19,20,21,22,23,24	10,6
angle bracket 50/80/2,5 B	1,2,3,4,5,6,7,8,9,10	15,16,17,18,19,20,21,22,23,24,25, 26,27,28	12,7
angle bracket 60/80/2	1,2,3,4,5,6,7,8,9,10,11, 12,13	19,20,21,22,23,24,25,26,27,28,29, 30,31,32,33,34,35,36	19,0
angle bracket 80/80/2	1,2,3,4,5,6,7,8,9,11,12, 13,14	20,21,22,23,24,25,26,27,28,30,31, 32,33,34,35,36,37,38	18,8
angle bracket 100/80/2	1,2,3,4,5,6,7,8,9,10,11, 12,13	19,20,21,22,23,24,25,26,27,28,29, 30,31,32,33,34,35,36	18,9
angle bracket 100/80/2 B	1,2,3,4,5,6,7,8,9,11,12, 13,14	20,21,22,23,24,25,26,27,28,30,31, 32,33,34,35,36,37,38	18,7
angle bracket 100/80/2,5	1,2,4,5,6,7	11,12	3,05
angle bracket 100/80/2,5 B	1,2,3,4,5,6,7,9	10,11,12,14,15,16	6,70
angle bracket 40/90/2,5	1,2,4,5,6,7,9	10,11,13,14,15	6,18
angle bracket LL	1,2,3,4,5,6,7,9	10,12,14,15,16	6,01
angle bracket LL	1,2,4,5,6,7,9	10,11,13,14,15	6,13
angle bracket LL	1,2,4,5,6	8,9,11,12,13	5,30

Bracket type	Nail number n_V	Nail number n_H	$F_{2,3,Rk}$ [kN]
			Timber
angle bracket LL	1,2,5,6,9,10	16,17,18,20,21,22,24,25,26,29,30	7,51
angle bracket LL	1,2,5,6,9,10	16,17,18,20,21,22,24,25,26,29,30	7,52
angle bracket 90 B	1,2,5,6,8,9	13,14,16,17,19,20,23,24	7,20
angle bracket 90 BL	1,2,5,6,8	14,15,16,17,18,21,22,25,26,27,28	8,68
angle bracket 90 R	1,2,5,6,8	14,15,16,17,18,21,22,25,26,27,28	8,68
angle bracket 90/90	1,2,5,6	13,14,15,16,19,20,23,24,25,26	7,60
angle bracket 90/90 H	1,2,5,6	13,14,15,16,19,20,23,24,25,26	7,60
angle bracket 90/90 R	1,2,3,4,5,6,7,8	11,12,13,14,15,16,17,18,19,20	7,37
angle bracket 90/90 RH	1,2,3,4,5,6,7,8	11,12,13,14,15,16,17,18,19,20	7,32
angle bracket 40/100/2	1,2,3,5,6,7,8,9,11,12	16,17,18,19,20,22,23,24,25,26,28,29	9,16
angle bracket 40/100/2,5	1,2,3,5,6,7,8,9,11,12	16,17,18,19,20,22,23,24,25,26,28,29	9,10
angle bracket 50/100/2	1,2,3,4,5,9,10	13,14,15,16,20,21,22,23,24	6,99
angle bracket 50/100/2,5	1,2,3,4,5,6,7,8,9,10,11,12	16,17,18,19,20,21,22,23,24,25,26, 27,28,29,30	12,6
angle bracket 50/100/2,5 R	1,2,3,4,5,6,7,8,9,10,11,12	16,17,18,19,20,21,22,23,24,25,26, 27,28,29,30	12,6
angle bracket 60/100/2	1,2,3,4,5,6,7,8,9,10,11,12,13,14	19,20,21,22,23,24,25,26,27,28,29, 30,31,32,33,34,35,36	15,9
angle bracket 60/100/2,5	1,2,3,4,5,6,7,8,9,10,11,12,13,14,15,16,17,18	24,25,26,27,28,29,30,31,32,33,34,35, 36,37,38,39,40,41,42,43,44,45,46	23,1
angle bracket 80/100/2	1,2,3,4,5,7,8,9,10,11,12,13,14,15,17,18,19,20	26,27,28,29,30,31,32,33,34,36,37, 38,39,40,41,42,43,44,46,47,48,49	21,9
angle bracket 100/100/2	1,2,3,4,5,6,7,8,9,10,11,12,13,14,15,16,17,18	24,25,26,27,28,29,30,31,32,33,34,35, 36,37,38,39,40,41,42,43,44,45,46	22,9
angle bracket 100/100/2 B	1,2,4,5,8,9	16,17,18,19,22,23,26,29,31,32	7,51
angle bracket 100/100/2,5	1,2,4,5,8,9,11	17,18,19,20,21,24,25,28,31,33,34	7,10
angle bracket 105 R	1,2,4,5,8,9,11	17,18,19,20,21,24,25,28,31,33,34	9,22
angle bracket 105 B	1,2,4,5,8,9,11	17,18,19,20,21,24,25,28,31,33,34	9,22
angle bracket 105	1,2,4,5,8,9	16,17,18,19,22,23,26,29,31,32	8,24
angle bracket 105 H	1,2,4,5,8,9	16,17,18,19,22,23,26,29,31,32	8,24
angle bracket 105/3 R	3,4,6,7,10,11,13	19,20,21,22,23,26,27,30,33,35,36,38	9,36
angle bracket 105/3 RH	3,4,6,7,10,11,13	19,20,21,22,23,26,27,30,33,35,36,38	9,36
angle bracket 120	3,4,6,7,10,11	18,19,20,21,24,25,28,31,33,34,36	8,38
angle bracket 120 H	3,4,6,7,10,11	18,19,20,21,24,25,28,31,33,34,36	8,38
angle bracket 120 R	1,2,4,5,8,9,12,13,14,15	17,18,19,21,22	7,59
angle bracket 120 RH	1,2,3,6,7,9,10,13,14,16	22,23,24,25,26,29,30,33,36,38,39, 41,43,44	10,9
angle bracket 65/130	1,2,3,6,7,9,10,13,14,16	22,23,24,25,26,29,30,33,36,38,39, 41,43,44	10,9
angle bracket 140	1,2,3,6,7,9,10,13,14	21,22,23,24,27,28,31,34,36,37,39, 41,42	9,86

Bracket type	Nail number n_V	Nail number n_H	$F_{2,3,Rk}$ [kN]
			Timber
angle bracket 140 H	1,2,3,6,7,9,10,13,14	21,22,23,24,27,28,31,34,36,37,39, 41,42	9,86

Table 8: Forces $F_{2,3}$, 1 angle bracket / connection

Bracket type	Nail number n_V	Nail number n_H	$F_{2,3,Rk}$ [kN]
			Timber
angle bracket 40/40/2	1,2	5,6,7,8	1,68
angle bracket 40/40/2,5	1,2	5,6,7,8	1,70
angle bracket 50/40/2	1,2,3	6,7,8,9,10	2,76
angle bracket 50/40/2,5	1,2,3	6,7,8,9,10	2,74
angle bracket 60/40/2	1,2,3	7,8,9,10,11,12	3,27
angle bracket 60/40/2,5	1,2,3	7,8,9,10,11,12	3,25
angle bracket 80/40/2	1,2,3	8,9,10,11,12,13,14	3,85
angle bracket 80/40/2,5	1,2,3	8,9,10,11,12,13,14	3,79
angle bracket 100/40/2	1,2,3,4	10,11,12,13,14,15,16,17,18	5,79
angle bracket 100/40/2,5	1,2,3,4	10,11,12,13,14,15,16,17,18	5,76
angle bracket 50 R	1,2	6,7,9,10	2,10
angle bracket 60/35/2 SR LH	1,2,4,5	7,9	2,41
angle bracket 60/35/2,5 SR LH	1,2	4,5	0,83
angle bracket 60/35/2 SR 2LH	1,2	4,5	0,82
angle bracket 20/60/2	1,2,3	6,7,8,9,10	1,40
angle bracket 20/60/2,5	1,2,3	6,7,8,9,10	1,41
angle bracket 30/60/2	1,2,3,4	7,8,9,10,11,12	2,23
angle bracket 30/60/2,5	1,2,3,4,5	8,9,10,11,12,13,14,15	3,47
angle bracket 40/60/2	1,2,3,5,6	10,11,12,13,14,16,17	2,79
angle bracket 50/60/2	1,2,3,4,5	8,9,10,11,12,13,14,15	3,45
angle bracket 50/60/2 B	1,2,3,4,5,6	10,11,12,13,14,15,16,17,18	4,19
angle bracket 50/60/2,5	1,2,3,4,5,6,7	12,13,14,15,16,17,18,19,20,21,22	5,67
angle bracket 60/60/2	1,2,3,4,5,6,7	12,13,14,15,16,17,18,19,20,21,22	5,63
angle bracket 80/60/2	1,2,3,4,5,6,7,8	13,14,15,16,17,18,19,20,21,22,23,24	6,70
angle bracket 80/60/2,5	1,2,3,4,5,6,7,8	13,14,15,16,17,18,19,20,21,22,23,24	6,66
angle bracket 90/60/2	1,2,3,4,5,6,7,8,9	15,16,17,18,19,20,21,22,23,24,25, 26,27,28	8,48
angle bracket 90/60/2,5	1,2,3,4,5,7,8,9,10	16,17,18,19,20,21,22,23,24,26,27, 28,29	7,74
angle bracket 100/60/2	1,2,3,4,5,6,7,8,9	15,16,17,18,19,20,21,22,23,24,25, 26,27,28	8,43
angle bracket 100/60/2 B	1,2,3,4,5,7,8,9,10	16,17,18,19,20,21,22,23,24,26, 27,28,29	7,11
angle bracket 100/60/2,5	1,2,3,4	8,9,11,12,13,14	2,90
angle bracket 100/60/2,5 B	1,2,3,4	8,9,13,14	2,67
angle bracket 60/3	1,2,3,4,5,6	10,11,12,14,15,16	2,88

Bracket type	Nail number n_V	Nail number n_H	$F_{2,3,Rk}$ [kN]
			Timber
angle bracket 60 R	1,2,4	8,10,11,12,13	1,73
angle bracket 60/75/2 SH LH	1,2,3,4,5	9,10,11,13,14,15	2,63
angle bracket 60/75/2,5 SH LH	1,2,3	5,6,7,8	1,24
angle bracket 60/75/2 SH 2LH	1,2,3	5,6,7,8	1,23
angle bracket 20/80/2	1,2,3,4,5,6	9,10,11,12,13,14,15,16	2,98
angle bracket 20/80/2,5	1,2,3,4,5,6	9,10,11,12,13,14,15,16	2,96
angle bracket 40/80/2	1,2,3,4,5,7,8	12,13,14,15,16,18,19,20,21,22	3,69
angle bracket 40/80/2,5	1,2,3,4,5,7,8	12,13,14,15,16,18,19,20,21,22	3,67
angle bracket 50/80/2 B	1,2,3,4,5,6,7,8,9	13,14,15,16,17,18,19,20,21,22,23,24	5,29
angle bracket 50/80/2,5 B	1,2,3,4,5,6,7,8,9,10	15,16,17,18,19,20,21,22,23,24,25, 26,27,28	6,35
angle bracket 60/80/2	1,2,3,4,5,6,7,8,9,10,11, 12,13	19,20,21,22,23,24,25,26,27,28,29, 30,31,32,33,34,35,36	9,49
angle bracket 80/80/2	1,2,3,4,5,6,7,8,9,11,12, 13,14	20,21,22,23,24,25,26,27,28,30,31, 32,33,34,35,36,37,38	9,41
angle bracket 100/80/2	1,2,3,4,5,6,7,8,9,10,11, 12,13	19,20,21,22,23,24,25,26,27,28,29, 30,31,32,33,34,35,36	9,43
angle bracket 100/80/2 B	1,2,3,4,5,6,7,8,9,11,12, 13,14	20,21,22,23,24,25,26,27,28,30,31, 32,33,34,35,36,37,38	9,37
angle bracket 100/80/2,5	1,2,4,5,6,7	11,12	1,52
angle bracket 100/80/2,5 B	1,2,3,4,5,6,7,9	10,11,12,14,15,16	3,35
angle bracket 40/90/2,5	1,2,4,5,6,7,9	10,11,13,14,15	3,09
angle bracket LL	1,2,3,4,5,6,7,9	10,12,14,15,16	3,01
angle bracket LL	1,2,4,5,6,7,9	10,11,13,14,15	3,06
angle bracket LL	1,2,4,5,6	8,9,11,12,13	2,65
angle bracket LL	1,2,5,6,9,10	16,17,18,20,21,22,24,25,26,29,30	3,75
angle bracket LL	1,2,5,6,9,10	16,17,18,20,21,22,24,25,26,29,30	3,76
angle bracket 90 B	1,2,5,6,8,9	13,14,16,17,19,20,23,24	3,60
angle bracket 90 BL	1,2,5,6,8	14,15,16,17,18,21,22,25,26,27,28	4,34
angle bracket 90 R	1,2,5,6,8	14,15,16,17,18,21,22,25,26,27,28	4,34
angle bracket 90/90	1,2,5,6	13,14,15,16,19,20,23,24,25,26	3,80
angle bracket 90/90 H	1,2,5,6	13,14,15,16,19,20,23,24,25,26	3,80
angle bracket 90/90 R	1,2,3,4,5,6,7,8	11,12,13,14,15,16,17,18,19,20	3,68
angle bracket 90/90 RH	1,2,3,4,5,6,7,8	11,12,13,14,15,16,17,18,19,20	3,66
angle bracket 40/100/2	1,2,3,5,6,7,8,9,11,12	16,17,18,19,20,22,23,24,25,26,28,29	4,58
angle bracket 40/100/2,5	1,2,3,5,6,7,8,9,11,12	16,17,18,19,20,22,23,24,25,26,28,29	4,55
angle bracket 50/100/2	1,2,3,4,5,9,10	13,14,15,16,20,21,22,23,24	3,49

Bracket type	Nail number n_V	Nail number n_H	$F_{2,3,Rk}$ [kN]
			Timber
angle bracket 50/100/2,5	1,2,3,4,5,6,7,8,9,10,11,12	16,17,18,19,20,21,22,23,24,25,26,27,28,29,30	6,32
angle bracket 50/100/2,5 R	1,2,3,4,5,6,7,8,9,10,11,12	16,17,18,19,20,21,22,23,24,25,26,27,28,29,30	6,28
angle bracket 60/100/2	1,2,3,4,5,6,7,8,9,10,11,12,13,14	19,20,21,22,23,24,25,26,27,28,29,30,31,32,33,34,35,36	7,95
angle bracket 60/100/2,5	1,2,3,4,5,6,7,8,9,10,11,12,13,14,15,16,17,18	24,25,26,27,28,29,30,31,32,33,34,35,36,37,38,39,40,41,42,43,44,45,46	11,6
angle bracket 80/100/2	1,2,3,4,5,7,8,9,10,11,12,13,14,15,17,18,19,20	26,27,28,29,30,31,32,33,34,36,37,38,39,40,41,42,43,44,46,47,48,49	10,9
angle bracket 100/100/2	1,2,3,4,5,6,7,8,9,10,11,12,13,14,15,16,17,18	24,25,26,27,28,29,30,31,32,33,34,35,36,37,38,39,40,41,42,43,44,45,46	11,5
angle bracket 100/100/2 B	1,2,4,5,8,9	16,17,18,19,22,23,26,29,31,32	3,76
angle bracket 100/100/2,5	1,2,4,5,8,9,11	17,18,19,20,21,24,25,28,31,33,34	3,55
angle bracket 105 R	1,2,4,5,8,9,11	17,18,19,20,21,24,25,28,31,33,34	4,61
angle bracket 105 B	1,2,4,5,8,9,11	17,18,19,20,21,24,25,28,31,33,34	4,61
angle bracket 105	1,2,4,5,8,9	16,17,18,19,22,23,26,29,31,32	4,12
angle bracket 105 H	1,2,4,5,8,9	16,17,18,19,22,23,26,29,31,32	4,12
angle bracket 105/3 R	3,4,6,7,10,11,13	19,20,21,22,23,26,27,30,33,35,36,38	4,68
angle bracket 105/3 RH	3,4,6,7,10,11,13	19,20,21,22,23,26,27,30,33,35,36,38	4,68
angle bracket 120	3,4,6,7,10,11	18,19,20,21,24,25,28,31,33,34,36	4,19
angle bracket 120 H	3,4,6,7,10,11	18,19,20,21,24,25,28,31,33,34,36	4,19
angle bracket 120 R	1,2,4,5,8,9,12,13,14,15	17,18,19,21,22	3,80
angle bracket 120 RH	1,2,3,6,7,9,10,13,14,16	22,23,24,25,26,29,30,33,36,38,39,41,43,44	5,44
angle bracket 65/130	1,2,3,6,7,9,10,13,14,16	22,23,24,25,26,29,30,33,36,38,39,41,43,44	5,44
angle bracket 140	1,2,3,6,7,9,10,13,14	21,22,23,24,27,28,31,34,36,37,39,41,42	4,93
angle bracket 140 H	1,2,3,6,7,9,10,13,14	21,22,23,24,27,28,31,34,36,37,39,41,42	4,93

Table 9: Basic Forces $F_{4,5}$, 2 angle brackets / connection

Bracket type	Nail number n_V	Nail number n_H	$F_{4,5,Rk}$ [kN]	
			Timber	Steel
angle bracket 40/40/2	1,2	5,6,7,8	7,13	2,04
angle bracket 40/40/2,5	1,2	5,6,7,8	6,07	2,66
angle bracket 50/40/2	1,2,3	6,7,8,9,10	9,09	2,27
angle bracket 50/40/2,5	1,2,3	6,7,8,9,10	7,08	2,91
angle bracket 60/40/2	1,2,3	7,8,9,10,11,12	9,76	2,90
angle bracket 60/40/2,5	1,2,3	7,8,9,10,11,12	9,10	3,75
angle bracket 80/40/2	1,2,3	8,9,10,11,12,13,14	12,1	4,20
angle bracket 80/40/2,5	1,2,3	8,9,10,11,12,13,14	11,4	5,67
angle bracket 100/40/2	1,2,3,4	10,11,12,13,14,15,16,17,18	14,3	5,21
angle bracket 100/40/2,5	1,2,3,4	10,11,12,13,14,15,16,17,18	14,5	6,89
angle bracket 50 R	1,2	6,7,9,10	7,53	4,04
angle bracket 60/35/2 SR LH	1,2,4,5	7,9	4,15	3,99
angle bracket 60/35/2,5 SR LH	1,2	4,5	2,46	1,14
angle bracket 60/35/2 SR 2LH	1,2	4,5	2,41	1,42
angle bracket 20/60/2	1,2,3	6,7,8,9,10	3,34	1,49
angle bracket 20/60/2,5	1,2,3	6,7,8,9,10	3,32	1,84
angle bracket 30/60/2	1,2,3,4	7,8,9,10,11,12	5,29	2,24
angle bracket 30/60/2,5	1,2,3,4,5	8,9,10,11,12,13,14,15	7,14	2,58
angle bracket 40/60/2	1,2,3,5,6	10,11,12,13,14,16,17	6,04	2,75
angle bracket 50/60/2	1,2,3,4,5	8,9,10,11,12,13,14,15	6,83	3,22
angle bracket 50/60/2 B	1,2,3,4,5,6	10,11,12,13,14,15,16,17,18	7,72	3,29
angle bracket 50/60/2,5	1,2,3,4,5,6,7	12,13,14,15,16,17,18,19,20,21,22	9,10	4,33
angle bracket 60/60/2	1,2,3,4,5,6,7	12,13,14,15,16,17,18,19,20,21,22	9,09	5,52
angle bracket 80/60/2	1,2,3,4,5,6,7,8	13,14,15,16,17,18,19,20,21,22,23,24	11,2	5,00
angle bracket 80/60/2,5	1,2,3,4,5,6,7,8	13,14,15,16,17,18,19,20,21,22,23,24	11,1	6,58
angle bracket 90/60/2	1,2,3,4,5,6,7,8,9	15,16,17,18,19,20,21,22,23,24,25,26,27,28	12,0	5,52
angle bracket 90/60/2,5	1,2,3,4,5,7,8,9,10	16,17,18,19,20,21,22,23,24,26,27,28,29	11,9	5,54
angle bracket 100/60/2	1,2,3,4,5,6,7,8,9	15,16,17,18,19,20,21,22,23,24,25,26,27,28	11,6	7,10
angle bracket 100/60/2 B	1,2,3,4,5,7,8,9,10	16,17,18,19,20,21,22,23,24,26,27,28,29	11,6	7,32

Bracket type	Nail number n_V	Nail number n_H	$F_{4,5,Rk}$ [kN]	
			Timber	Steel
angle bracket 100/60/2,5	1,2,3,4	8,9,11,12,13,14	6,45	4,79
angle bracket 100/60/2,5 B	1,2,3,4	8,9,13,14	7,79	4,12
angle bracket 60/3	1,2,3,4,5,6	10,11,12,14,15,16	7,21	3,65
angle bracket 60 R	1,2,4	8,10,11,12,13	4,57	4,74
angle bracket 60/75/2 SH LH	1,2,3,4,5	9,10,11,13,14,15	7,15	4,56
angle bracket 60/75/2,5 SH LH	1,2,3	5,6,7,8	2,93	1,11
angle bracket 60/75/2 SH 2LH	1,2,3	5,6,7,8	2,77	1,49
angle bracket 20/80/2	1,2,3,4,5,6	9,10,11,12,13,14,15,16	5,86	2,23
angle bracket 20/80/2,5	1,2,3,4,5,6	9,10,11,12,13,14,15,16	5,53	2,97
angle bracket 40/80/2	1,2,3,4,5,7,8	12,13,14,15,16,18,19,20, 21,22	6,79	2,72
angle bracket 40/80/2,5	1,2,3,4,5,7,8	12,13,14,15,16,18,19,20, 21,22	6,53	3,71
angle bracket 50/80/2 B	1,2,3,4,5,6,7,8,9	13,14,15,16,17,18,19,20, 21,22,23,24	8,56	3,35
angle bracket 50/80/2,5 B	1,2,3,4,5,6,7,8,9,10	15,16,17,18,19,20,21,22, 23,24,25,26,27,28	10,3	4,39
angle bracket 60/80/2	1,2,3,4,5,6,7,8,9, 10,11,12,13	19,20,21,22,23,24,25,26,27, 28,29,30,31,32,33,34,35,36	13,3	5,49
angle bracket 80/80/2	1,2,3,4,5,6,7,8,9,11, 12,13,14	20,21,22,23,24,25,26,27,28, 30,31,32,33,34,35,36,37,38	13,2	5,50
angle bracket 100/80/2	1,2,3,4,5,6,7,8,9, 10,11,12,13	19,20,21,22,23,24,25,26,27, 28,29,30,31,32,33,34,35,36	12,6	7,53
angle bracket 100/80/2 B	1,2,3,4,5,6,7,8,9, 11,12,13,14	20,21,22,23,24,25,26,27,28, 30,31,32,33,34,35,36,37,38	12,8	7,33
angle bracket 100/80/2,5	1,2,4,5,6,7	11,12	4,01	3,08
angle bracket 100/80/2,5 B	1,2,3,4,5,6,7,9	10,11,12,14,15,16	8,27	5,41
angle bracket 40/90/2,5	1,2,4,5,6,7,9	10,11,13,14,15	7,94	5,08
angle bracket LL	1,2,3,4,5,6,7,9	10,12,14,15,16	6,98	5,98
angle bracket LL	1,2,4,5,6,7,9	10,11,13,14,15	6,97	5,99
angle bracket LL	1,2,4,5,6	8,9,11,12,13	6,46	5,84
angle bracket LL	1,2,5,6,9,10	16,17,18,20,21,22,24,25, 26,29,30	7,06	4,59
angle bracket LL	1,2,5,6,9,10	16,17,18,20,21,22,24,25, 26,29,30	6,82	4,50
angle bracket 90 B	1,2,5,6,8,9	13,14,16,17,19,20,23,24	6,93	6,98

Bracket type	Nail number n_V	Nail number n_H	$F_{4,5,Rk}$ [kN]	
			Timber	Steel
angle bracket 90 BL	1,2,5,6,8	14,15,16,17,18,21,22,25,26,27,28	11,3	7,73
angle bracket 90 R	1,2,5,6,8	14,15,16,17,18,21,22,25,26,27,28	11,3	7,54
angle bracket 90/90	1,2,5,6	13,14,15,16,19,20,23,24,25,26	9,77	10,1
angle bracket 90/90 H	1,2,5,6	13,14,15,16,19,20,23,24,25,26	9,79	9,75
angle bracket 90/90 R	1,2,3,4,5,6,7,8	11,12,13,14,15,16,17,18,19,20	6,18	2,18
angle bracket 90/90 RH	1,2,3,4,5,6,7,8	11,12,13,14,15,16,17,18,19,20	5,96	2,96
angle bracket 40/100/2	1,2,3,5,6,7,8,9,11,12	16,17,18,19,20,22,23,24,25,26,28,29	7,19	2,66
angle bracket 40/100/2,5	1,2,3,5,6,7,8,9,11,12	16,17,18,19,20,22,23,24,25,26,28,29	7,08	3,64
angle bracket 50/100/2	1,2,3,4,5,9,10	13,14,15,16,20,21,22,23,24	6,22	5,28
angle bracket 50/100/2,5	1,2,3,4,5,6,7,8,9,10,11,12	16,17,18,19,20,21,22,23,24,25,26,27,28,29,30	9,02	3,31
angle bracket 50/100/2,5 R	1,2,3,4,5,6,7,8,9,10,11,12	16,17,18,19,20,21,22,23,24,25,26,27,28,29,30	8,77	4,32
angle bracket 60/100/2	1,2,3,4,5,6,7,8,9,10,11,12,13,14	19,20,21,22,23,24,25,26,27,28,29,30,31,32,33,34,35,36	11,1	4,27
angle bracket 60/100/2,5	1,2,3,4,5,6,7,8,9,10,11,12,13,14,15,16,17,18	24,25,26,27,28,29,30,31,32,33,34,35,36,37,38,39,40,41,42,43,44,45,46	14,1	5,37
angle bracket 80/100/2	1,2,3,4,5,7,8,9,10,11,12,13,14,15,17,18,19,20	26,27,28,29,30,31,32,33,34,36,37,38,39,40,41,42,43,44,46,47,48,49	14,1	5,37
angle bracket 100/100/2	1,2,3,4,5,6,7,8,9,10,11,12,13,14,15,16,17,18	24,25,26,27,28,29,30,31,32,33,34,35,36,37,38,39,40,41,42,43,44,45,46	13,7	7,41
angle bracket 100/100/2 B	1,2,4,5,8,9	16,17,18,19,22,23,26,29,31,32	9,00	9,12
angle bracket 100/100/2,5	1,2,4,5,8,9,11	17,18,19,20,21,24,25,28,31,33,34	6,34	6,55
angle bracket 105 R	1,2,4,5,8,9,11	17,18,19,20,21,24,25,28,31,33,34	11,5	7,98
angle bracket 105 B	1,2,4,5,8,9,11	17,18,19,20,21,24,25,28,31,33,34	11,5	7,39
angle bracket 105	1,2,4,5,8,9	16,17,18,19,22,23,26,29,31,32	10,1	10,2
angle bracket 105 H	1,2,4,5,8,9	16,17,18,19,22,23,26,29,31,32	10,1	8,91

Bracket type	Nail number n_V	Nail number n_H	$F_{4,5,Rk}$ [kN]	
			Timber	Steel
angle bracket 105/3 R	3,4,6,7,10,11,13	19,20,21,22,23,26,27,30,33,35,36,38	11,5	8,01
angle bracket 105/3 RH	3,4,6,7,10,11,13	19,20,21,22,23,26,27,30,33,35,36,38	5,74	7,42
angle bracket 120	3,4,6,7,10,11	18,19,20,21,24,25,28,31,33,34,36	10,4	10,5
angle bracket 120 H	3,4,6,7,10,11	18,19,20,21,24,25,28,31,33,34,36	10,4	9,97
angle bracket 120 R	1,2,4,5,8,9,12,13,14,15	17,18,19,21,22	5,88	6,07
angle bracket 120 RH	1,2,3,6,7,9,10,13,14,16	22,23,24,25,26,29,30,33,36,38,39,41,43,44	12,5	6,28
angle bracket 65/130	1,2,3,6,7,9,10,13,14,16	22,23,24,25,26,29,30,33,36,38,39,41,43,44	12,5	6,40
angle bracket 140	1,2,3,6,7,9,10,13,14	21,22,23,24,27,28,31,34,36,37,39,41,42	10,9	9,73
angle bracket 140 H	1,2,3,6,7,9,10,13,14	21,22,23,24,27,28,31,34,36,37,39,41,42	10,9	9,73

Table 10: Basic Force $F_{4,5}$, 2 angle brackets / connection

Bracket type	Nail number n_V	$k_t \perp$	$k_t \parallel$	$F_{4,5Rk}$ [kN]	
				Timber	Steel
angle bracket 60/35/2,5 SR LH	1,2,3,4,5	0,79	0,26	6,00	4,16
angle bracket 60/35/2 SR LH	1,2	0,93	0,18	4,86	3,57

Table 11: Basic Forces F_4 , 1 angle bracket / connection

Bracket type	Nail number n_V	Nail number n_H	$F_{4,Rk}$ [kN]	
			Timber	Steel
angle bracket 90/90 R	1,2,5,6	13,14,15,16,19,20,23,24,25,26	9,77	8,44
angle bracket 90/90 RH	1,2,5,6	13,14,15,16,19,20,23,24,25,26	9,79	8,13
angle bracket 50/100/2,5 R	1,2,3,4,5,9,10	13,14,15,16,20,21,22,23,24	6,22	4,03
angle bracket 105/3 R	1,2,4,5,8,9	16,17,18,19,22,23,26,29,31,32	11,3	7,68
angle bracket 105/3 RH	1,2,4,5,8,9	16,17,18,19,22,23,26,29,31,32	10,1	7,61
angle bracket 120 R	3,4,6,7,10,11	18,19,20,21,24,25,28,31,33,34,36	10,4	8,76
angle bracket 120 RH	3,4,6,7,10,11	18,19,20,21,24,25,28,31,33,34,36	10,4	8,34

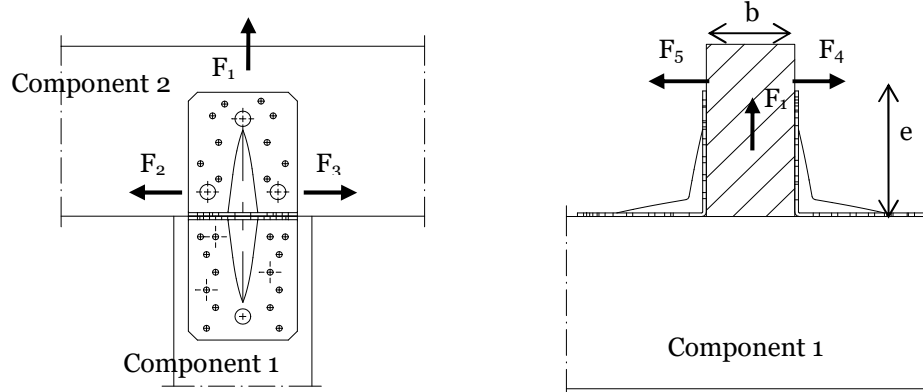
Bracket type	Nail number n_V	Nail number n_H	$F_{4,Rk}$ [kN]	
			Timber	Steel
angle bracket 140 R	1,2,3,6,7,9, 10,13,14	21,22,23,24,27,28,31,34, 36,37,39,41,42	10,9	8,12
angle bracket 140 RH	1,2,3,6,7,9, 10,13,14	21,22,23,24,27,28,31,34, 36,37,39,41,42	10,9	8,12

Table 12: Basic Forces F_5 , 1 angle bracket / connection

Bracket type	Nail number n_V	Nail number n_H	$F_{5,Rk}$ [kN]	
			Timber	Steel
angle bracket 90/90 R	1,2,5,6	13,14,15,16,19,20,23,24, 25,26	1,58	2,06
angle bracket 90/90 RH	1,2,5,6	13,14,15,16,19,20,23,24, 25,26	1,62	2,02
angle bracket 50/100/2,5 R	1,2,3,4,5,9,10	13,14,15,16,20,21,22,23,24	1,47	5,07
angle bracket 105/3 R	1,2,4,5,8,9	16,17,18,19,22,23,26,29, 31,32	1,55	2,10
angle bracket 105/3 RH	1,2,4,5,8,9	16,17,18,19,22,23,26,29, 31,32	1,55	2,10
angle bracket 120 R	3,4,6,7,10,11	18,19,20,21,24,25,28,31, 33,34,36	1,70	2,35
angle bracket 120 RH	3,4,6,7,10,11	18,19,20,21,24,25,28,31, 33,34,36	1,70	2,26
angle bracket 140 R	1,2,3,6,7,9,10,13,14	21,22,23,24,27,28,31,34, 36,37,39,41,42	1,80	2,46
angle bracket 140 RH	1,2,3,6,7,9,10,13,14	21,22,23,24,27,28,31,34, 36,37,39,41,42	1,80	2,46

Definitions of forces, their directions and eccentricity

Forces - Beam to beam connection



Fastener specification

Holes are marked with numbers referring to the nailing pattern in Annex A.

Double angle brackets per connection

The angle brackets must be placed at each side opposite to each other, symmetrically to the component axis.

Acting forces

- F_1 Lifting force acting along the central axis of the joint.
- F_2 and F_3 Lateral force acting in the joint between the component 2 and component 1 in the component 2 direction
- F_4 and F_5 Lateral force acting in the component 1 direction along the central axis of the joint. If the load is applied with an eccentricity e , a design for combined loading is required.

Single angle bracket per connection

Acting forces

- F_1 Lifting force acting in the central axis of the angle bracket. The component 2 shall be prevented from rotation. If the component 2 is prevented from rotation the load-carrying capacity will be half of a connection with double angle brackets.
- F_2 and F_3 Lateral force acting in the joint between the component 2 and the component 1 in the component 2 direction. The component 2 shall be prevented from rotation. If the component 2 is prevented from rotation the load-carrying capacity will be half of a connection with double angle brackets.
- F_4 and F_5 Lateral force acting in the component 1 direction in the height of the top edge of component 2. F_4 is the lateral force towards the angle bracket; F_5 is the lateral force away from the angle bracket. Only the characteristic load-carrying capacities for angle brackets with ribs are given.

Wane

Wane is not allowed, the timber has to be sharp-edged in the area of the angle brackets.

Timber splitting

For the lifting force F_1 it must be checked in accordance with Eurocode 5 or a similar national Timber Code that splitting will not occur.

Connection to timber, concrete or steel with a bolt or metal anchor

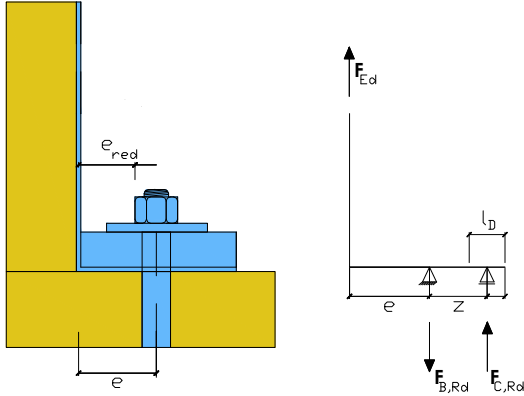
The tensile load $F_{B,Ed}$ for the design of a bolt or metal anchor is calculated as:

$$F_{B,t,Ed} = k_t \cdot F_{Ed} \text{ for tensile load}$$

$$F_{B,v,Ed} = F_{Ed} \text{ for shear load}$$

Where:

- $F_{B,t,Ed}$ Bolt tensile load in N
- $F_{B,v,Ed}$ Bolt shear load in N
- k_t Coefficient taking into account the moment arm ($k_t=1+e/z$)
- F_{Ed} Load on vertical flap of the angle bracket in N



Combined forces

If the forces F_1 and F_2/F_3 or F_4/F_5 act at the same time, the following inequality shall be fulfilled:

$$\left(\frac{F_{1,d}}{F_{Rd,1}}\right)^2 + \left(\frac{F_{2,d}}{F_{Rd,2}}\right)^2 + \left(\frac{F_{3,d}}{F_{Rd,3}}\right)^2 + \left(\frac{F_{4,d}}{F_{Rd,4}}\right)^2 + \left(\frac{F_{5,d}}{F_{Rd,5}}\right)^2 \leq 1$$

The forces F_2 and F_3 or F_4 and F_5 are forces with opposite direction. Therefore only one force F_2 or F_3 , and F_4 or F_5 , respectively, is able to act simultaneously with F_1 , while the other shall be set to zero.

If the load F_4/F_5 is applied with an eccentricity e , a design for combined loading **for connections with double angle brackets** is required. Here, an additional force ΔF_1 has to be added to the existing force F_1 .

$$\Delta F_{1,d} = F_{4,d} / F_{5,d} \cdot \frac{e}{B}$$

B is the width of component 2.

EJOT Angle Brackets

40x40x40x2,0

40x40x40x2,5

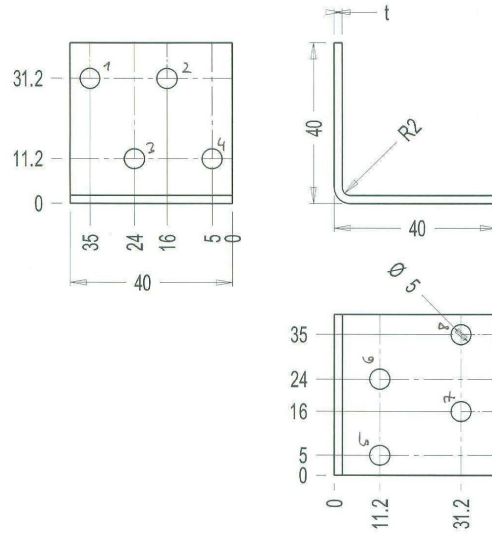
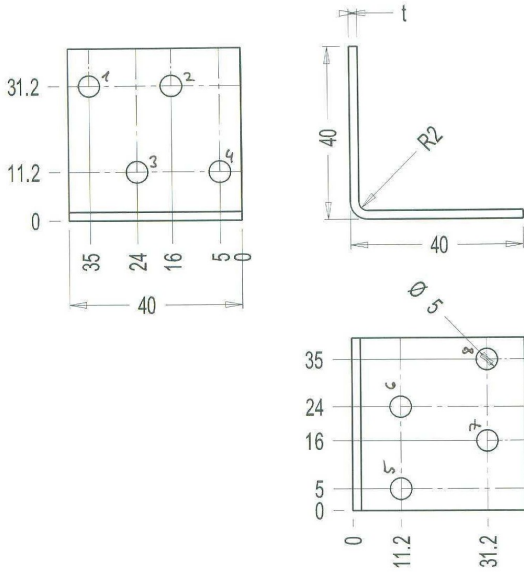


Figure B. 1 Dimensions of angle bracket

Figure B. 2 Dimensions of angle bracket

40/40/40/2,0

40/40/40/2,5

40x40x50x2,0

40x40x50x2,5

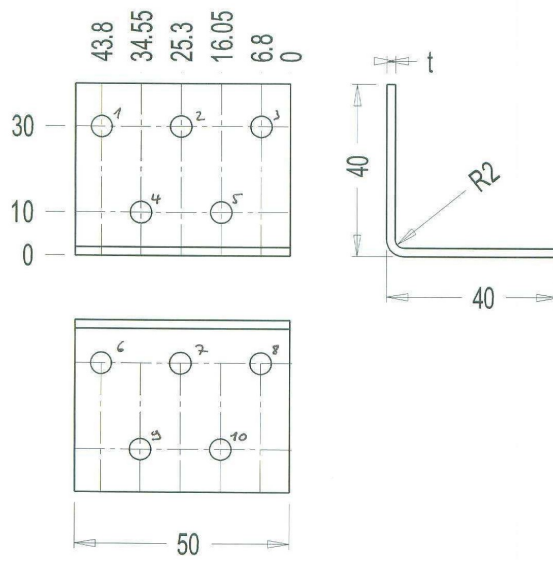
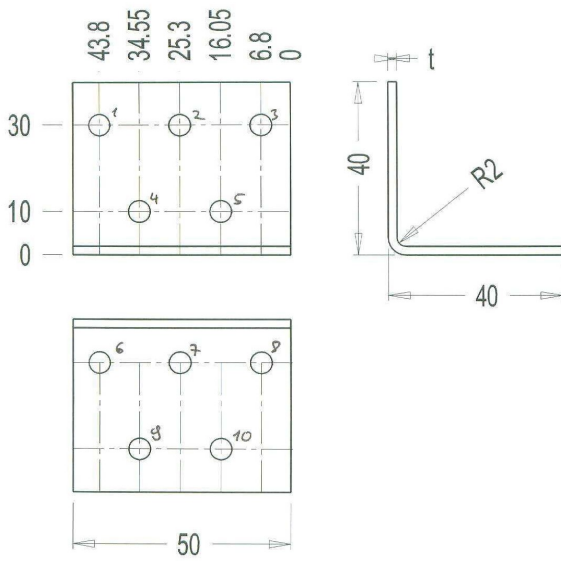


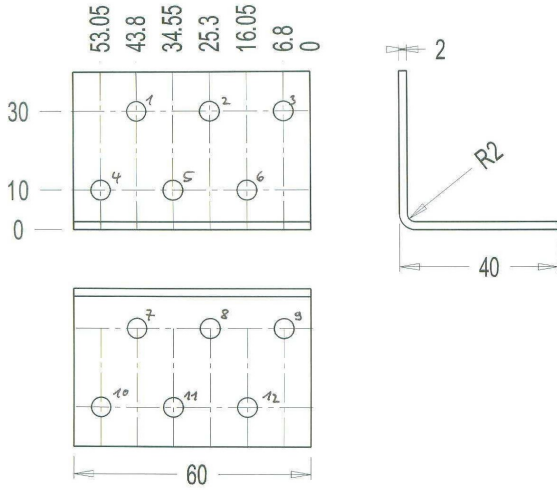
Figure B. 3 Dimensions of angle bracket

Figure B. 4 Dimensions of angle bracket

40/40/50/2,0

40/40/50/2,5

40x40x60x2,0



40x40x60x2,5

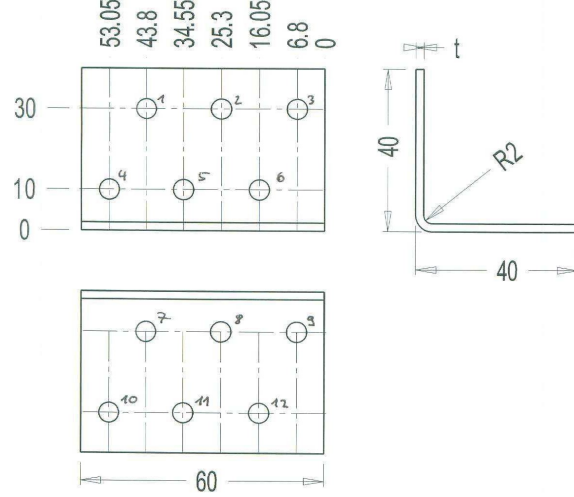


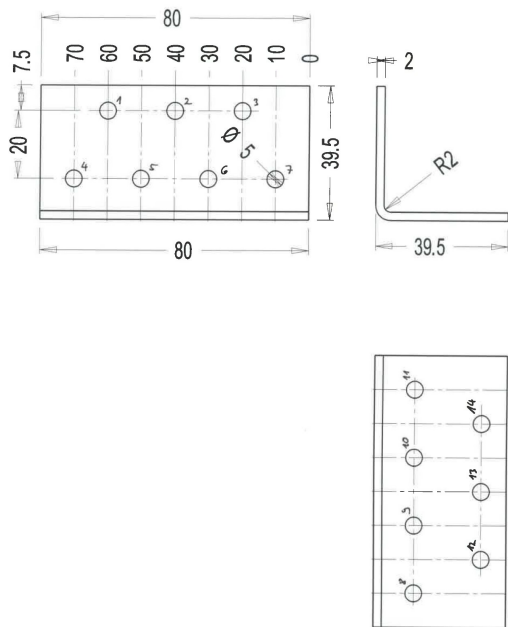
Figure B. 5 Dimensions of angle bracket

Figure B. 6 Dimensions of angle bracket

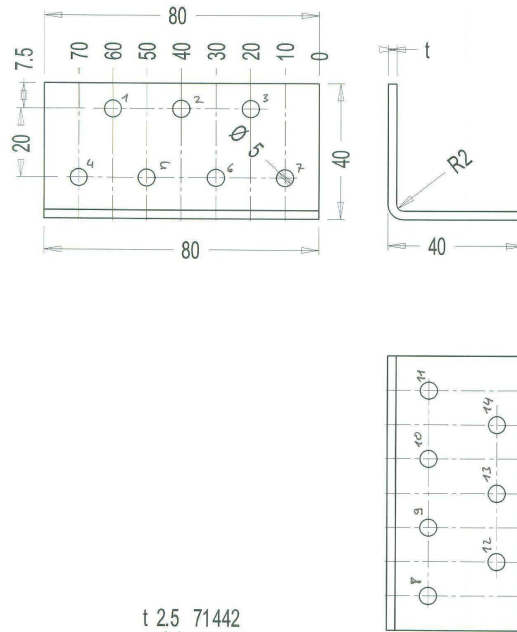
40/40/60/2,0

40/40/60/2,5

40x40x80x2,0



40x40x80x2,5



t 2,5 71442
t 2,0 71422

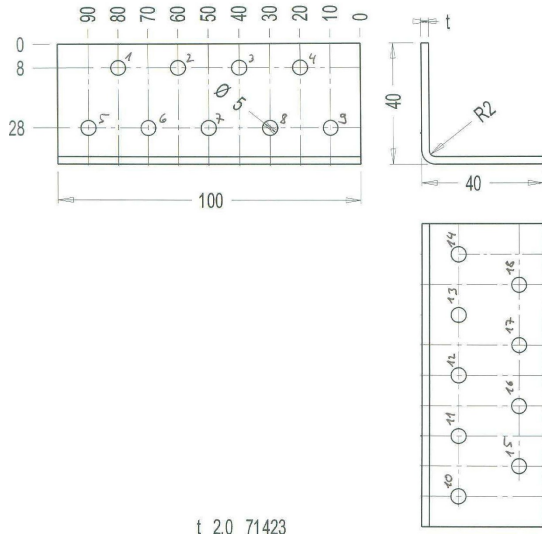
Figure B. 7 Dimensions of angle bracket

Figure B. 8 Dimensions of angle bracket

40/40/80/2,0

40/40/80/2,5

40x40x100x2,0

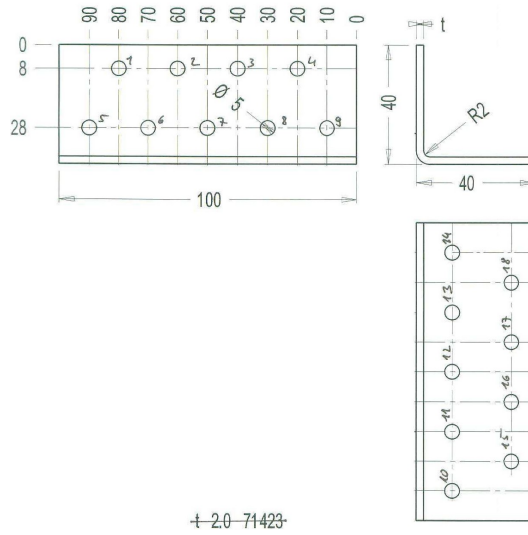


t 2.0 71423

Figure B. 9 Dimensions of angle bracket

40/40/100/2,0

40x40x100x2,5



t 2.0 71423

Figure B. 10 Dimensions of angle bracket

40/40/100/2,5

50x50x55x2,5

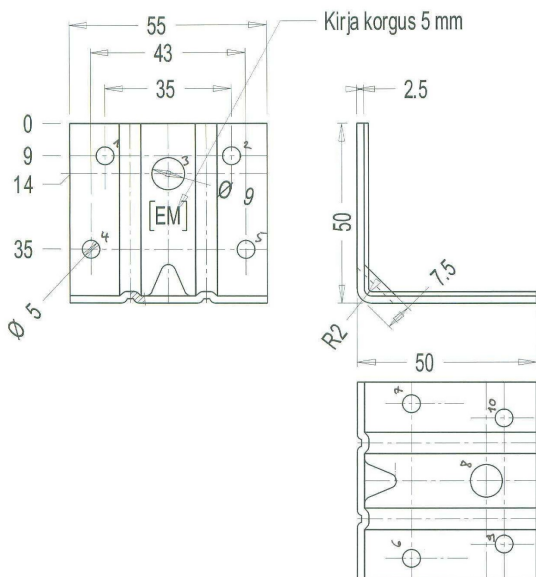
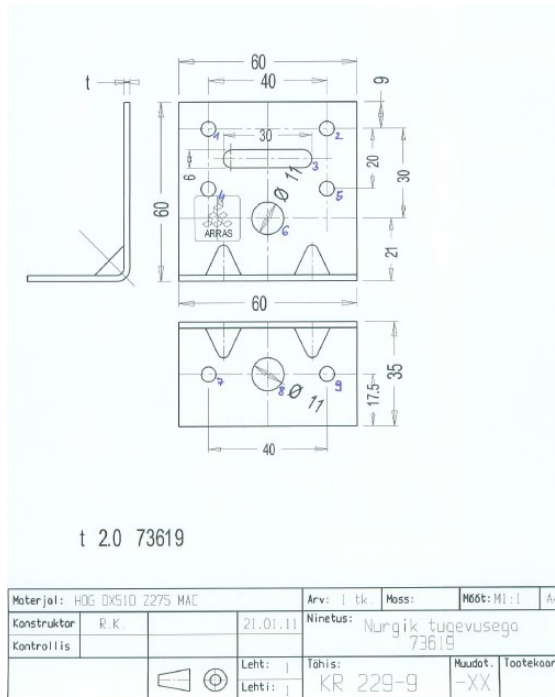


Figure B. 11 Dimensions of angle bracket

50/50/55/2,5



t 2.0 73619

Figure B. 12 Dimensions of angle bracket

60 / 35 / 60 / 2,0 with long hole, with bolt hole

Materjal:	HOG DX510 Z275 MAC	Arv:	1 tk	Moss:	N06t: M1:1	A4
Konstruktor:	R. K.	21.01.11	Ninetus: Nurgik tugevusega 73619			
Kontrollis:		Leht:	1	Tahis:	KR 229-9	Maudot. Tootekaart
		Lehti:	1		-XX	

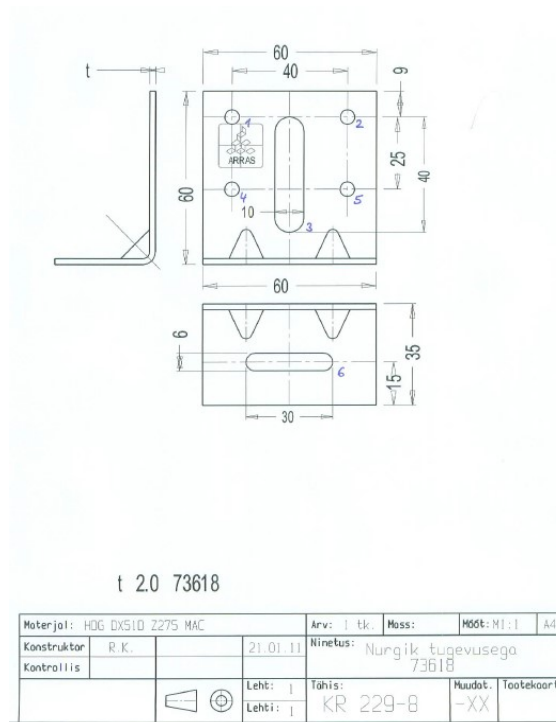
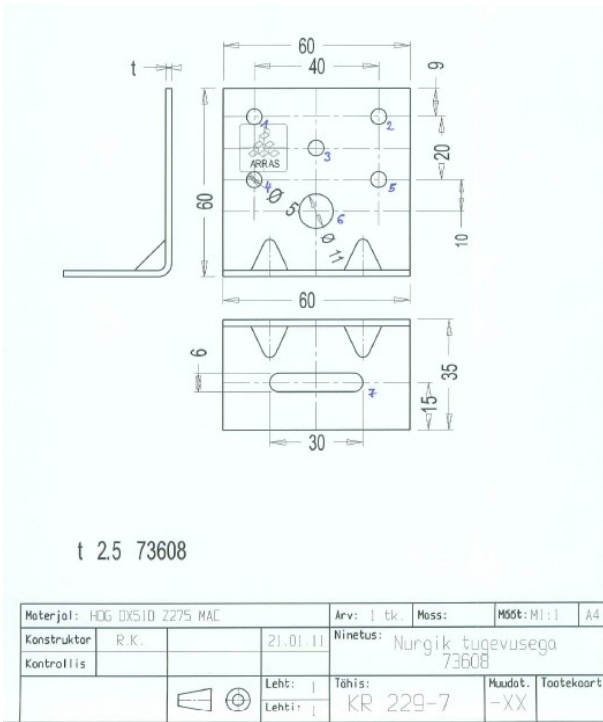


Figure B. 13 Dimensions of angle bracket
60 / 35 / 60 / 2,5 with long hole, with bolt hole

Figure B. 14 Dimensions of angle bracket
60 / 35 / 60 / 2,0 with 2 long holes

60 x 60 x 20 x 2,0

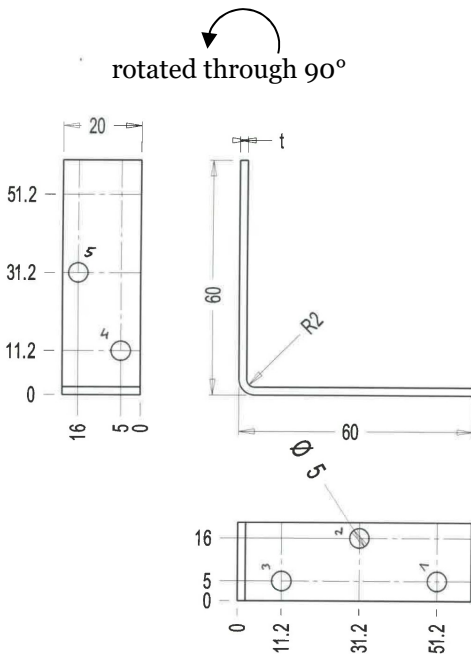


Figure B. 15 Dimensions of angle bracket
60/60/20/2,0

60 x 60 x 20 x 2,5



rotated through 90°

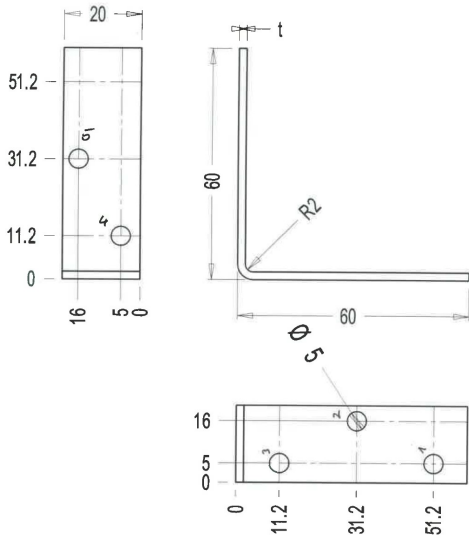


Figure B. 16 Dimensions of angle bracket

60/60/20/2,5

60 x 60 x 30 x 2,0

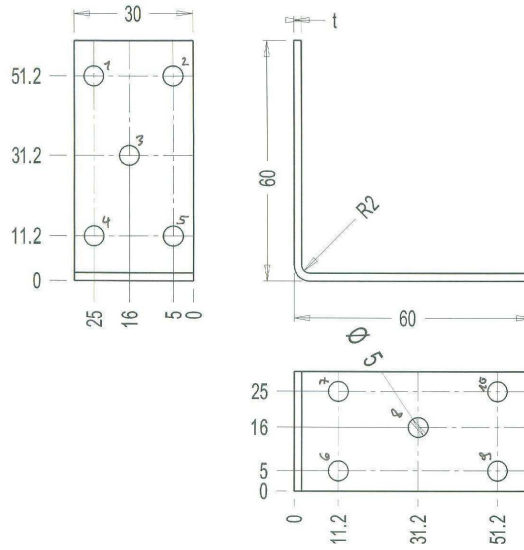


Figure B. 17 Dimensions of angle bracket

60/60/30/2,0

60 x 60 x 30 x 2,5

60 x 60 x 40 x 2,0

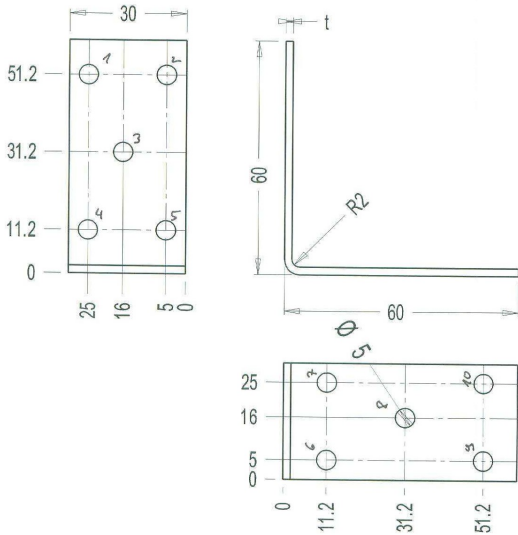


Figure B. 18 Dimensions of angle bracket

60/60/30/2,5

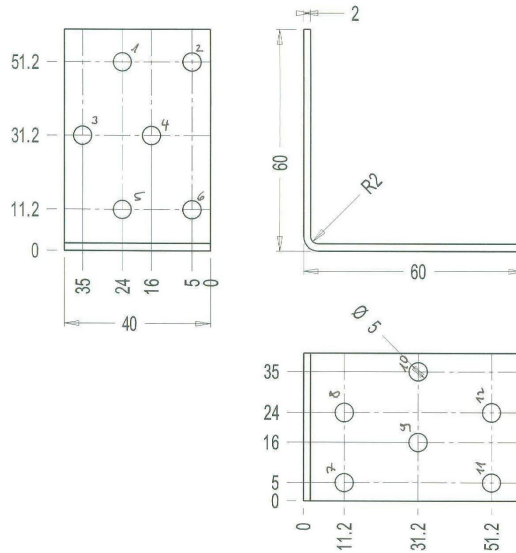


Figure B. 19 Dimensions of angle bracket

60/60/40/2,0

60x 60x 50x 2,0

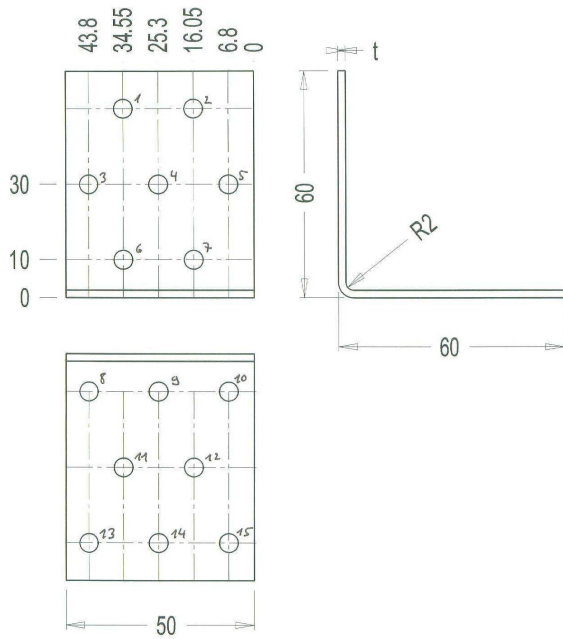


Figure B. 20 Dimensions of angle bracket

60/60/50/2,0

60x 60x 50x 2,0

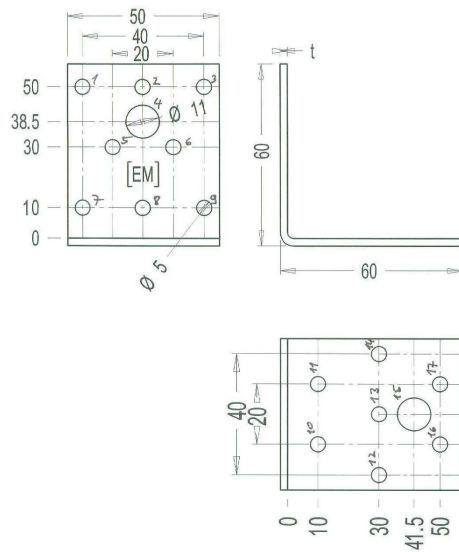


Figure B. 21 Dimensions of angle bracket

60/60/50/2,0; with bolt hole

60x 60x 60x 2,0

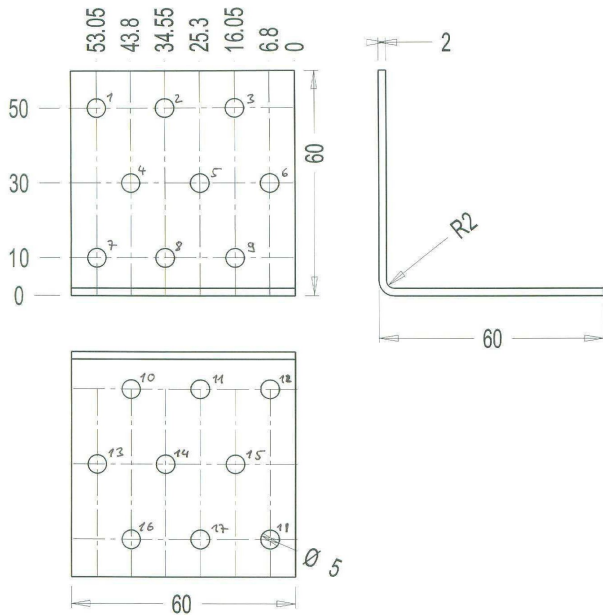


Figure B. 22 Dimensions of angle bracket

60/60/50/2,0

60x 60x 50x 2,5

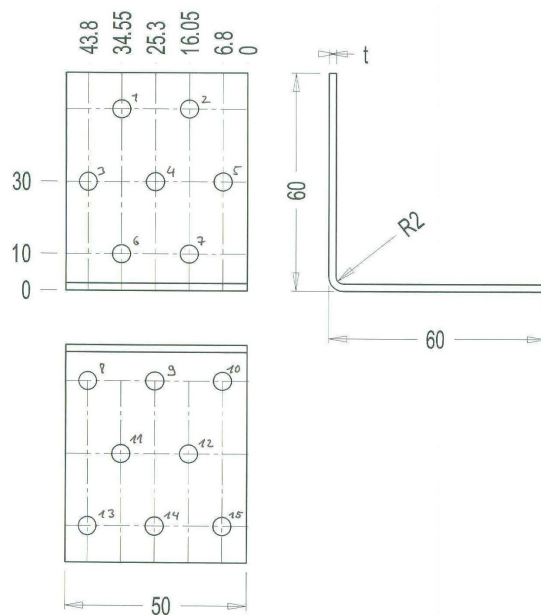


Figure B. 23 Dimensions of angle bracket

60/60/50/2,0

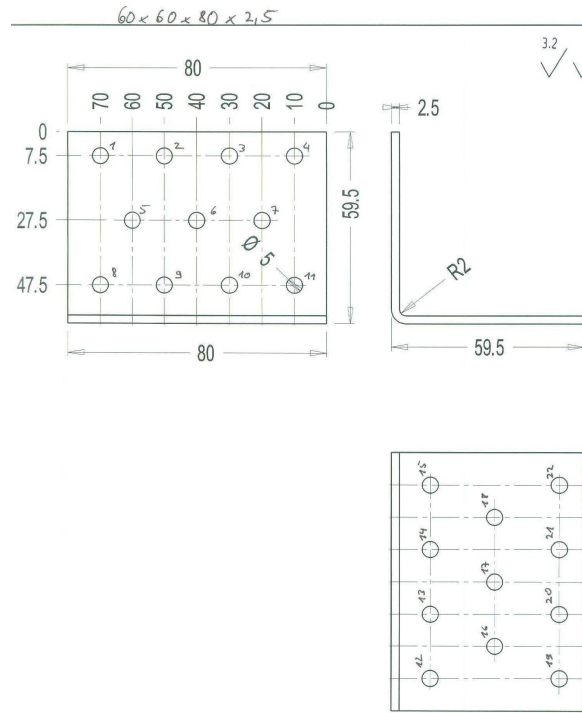
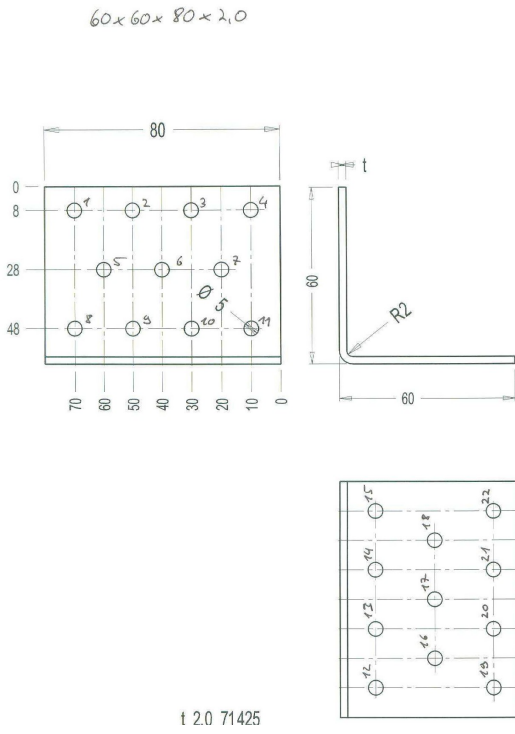


Figure B. 24 Dimensions of angle bracket

60/60/80/2,0

Figure B. 25 Dimensions of angle bracket

60/60/80/2,5

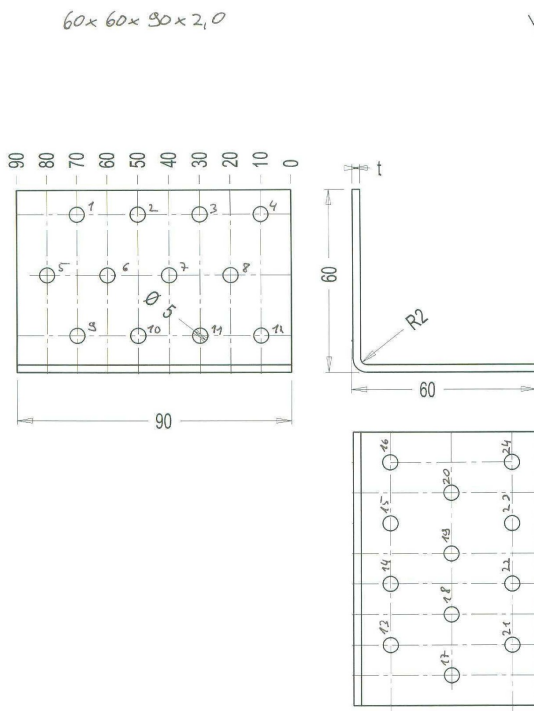


Figure B. 26 Dimensions of angle bracket

60/60/90/2,0

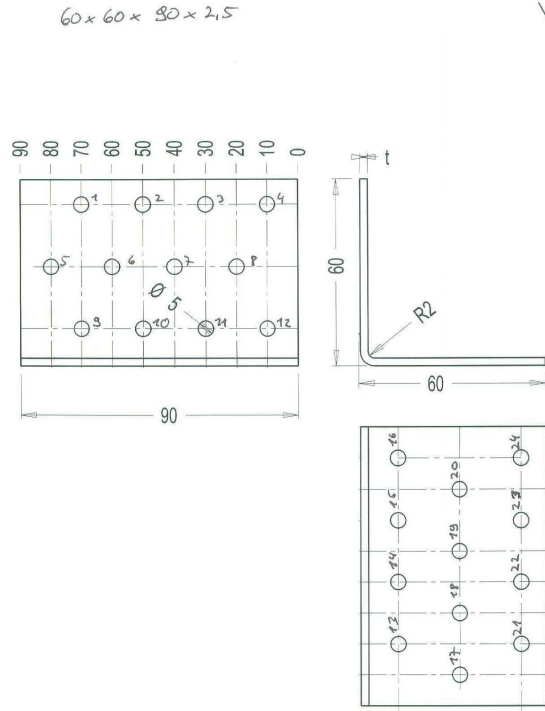


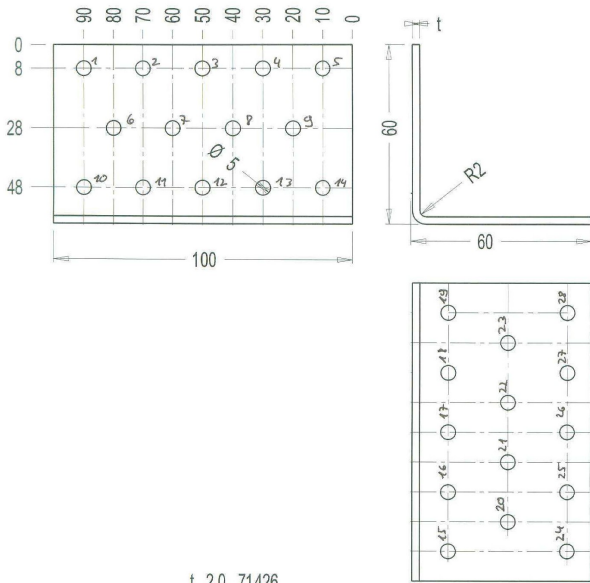
Figure B. 27 Dimensions of angle bracket

60/60/90/2,5

60x60x100x2,0



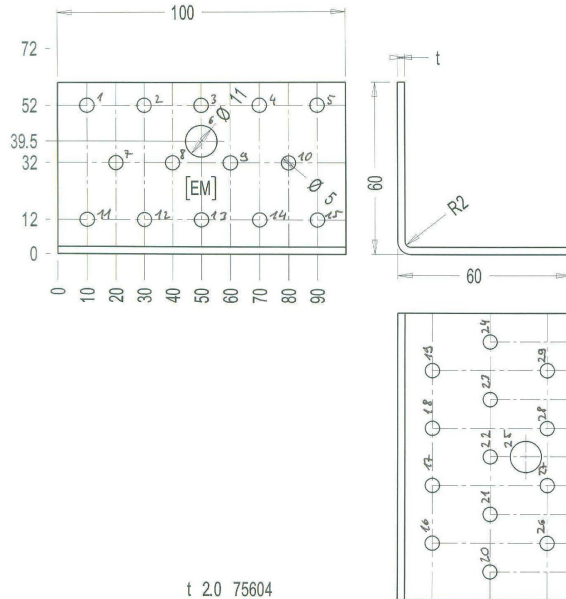
60x60x100x2,0



t 2.0 71426

Figure B. 28 Dimensions of angle bracket

60/60/100/2,0



t 2.0 75604

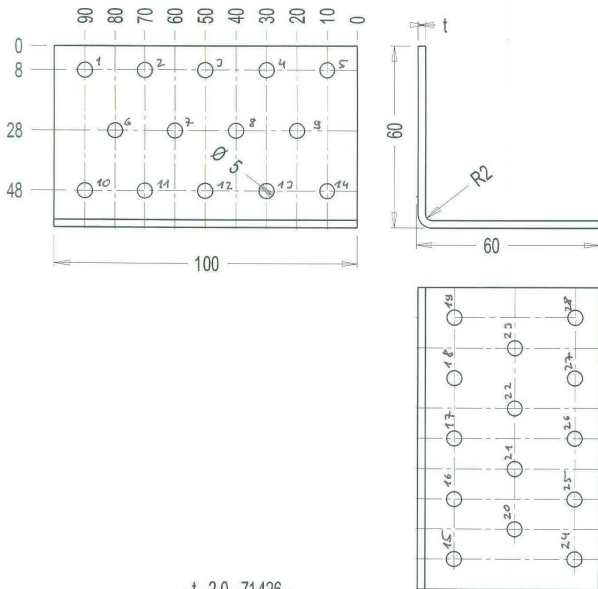
Figure B. 29 Dimensions of angle bracket

60/60/100/2,0; with bolt hole

60x60x100x2,5



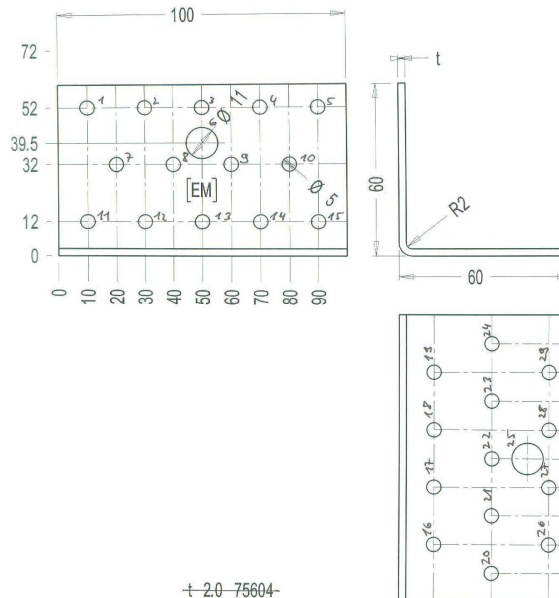
60x60x100x2,5



t 2.0 71426

Figure B. 30 Dimensions of angle bracket

60/60/100/2,5



t 2.0 75604

Figure B. 31 Dimensions of angle bracket

60/60/100/2,5; with bolt hole

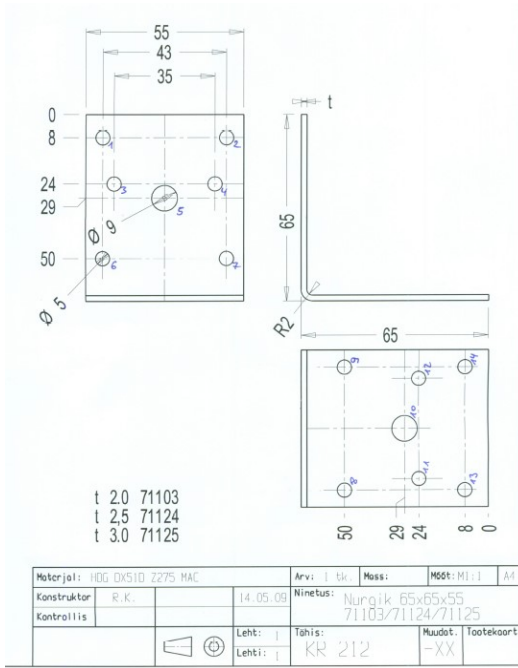


Figure B. 32 Dimensions of angle bracket

60 / 65 / 55 / 3,0

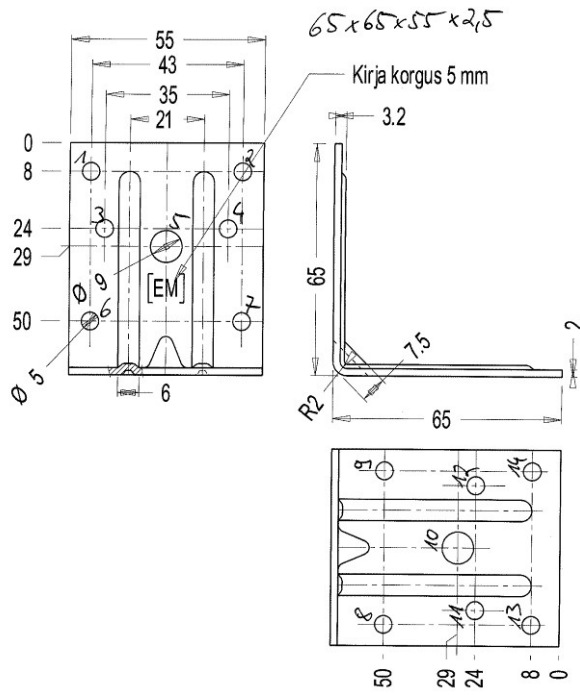


Figure B. 33 Dimensions of angle bracket

65/65/55/2,5

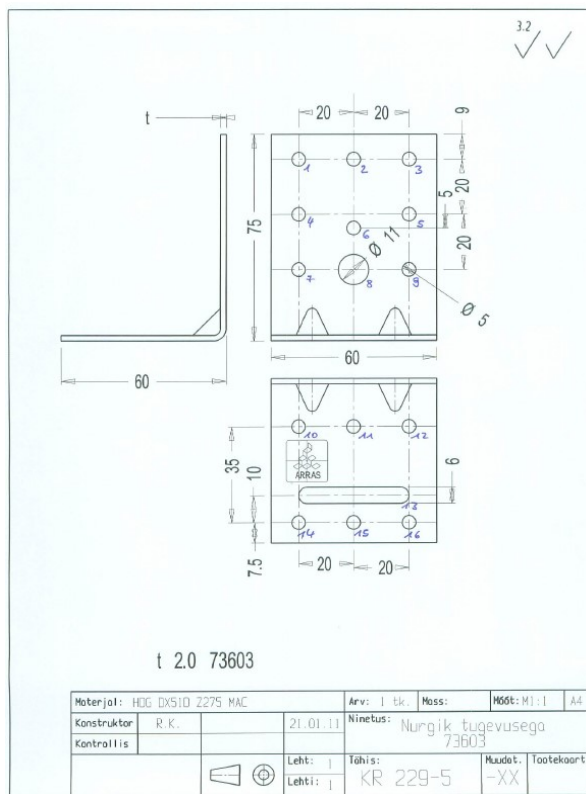


Figure B. 34 Dimensions of angle bracket

75 / 60 / 60 / 2,0, short rib, long hole

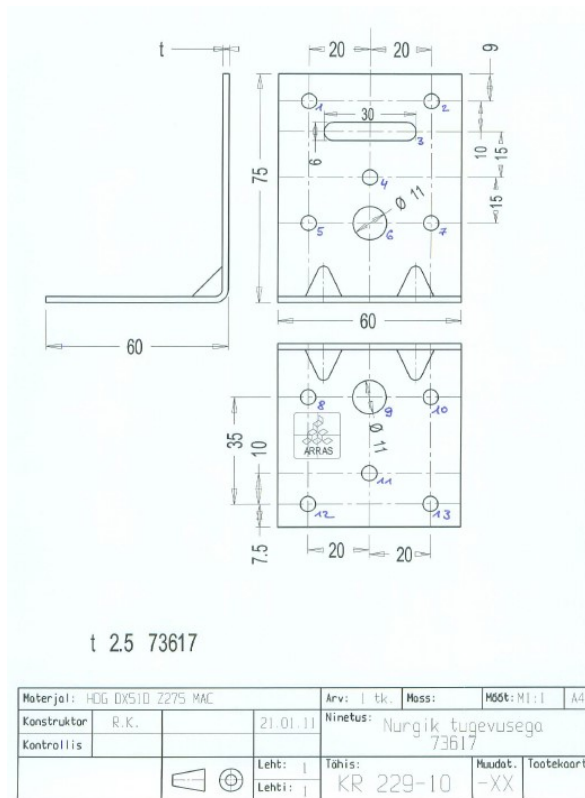


Figure B. 35 Dimensions of angle bracket

75 / 60 / 60 / 2,5, short rib, long hole

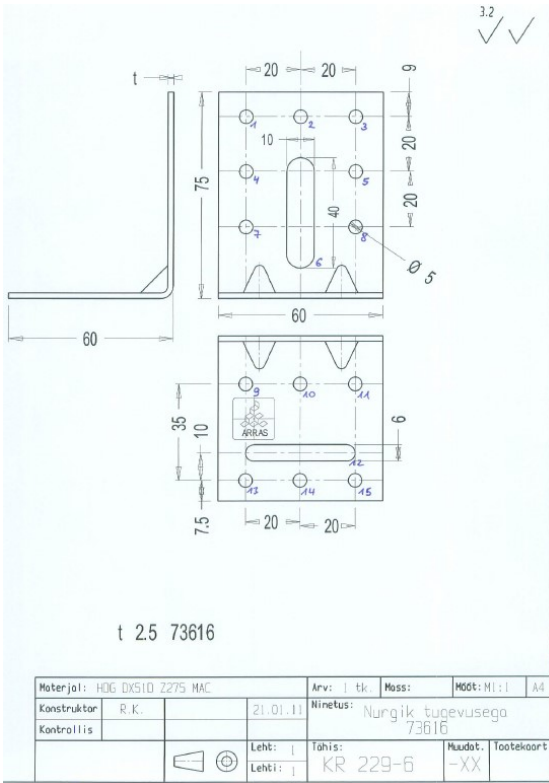


Figure B. 36 Dimensions of angle bracket
75 / 60 / 60 / 2,5, short rib, two long holes

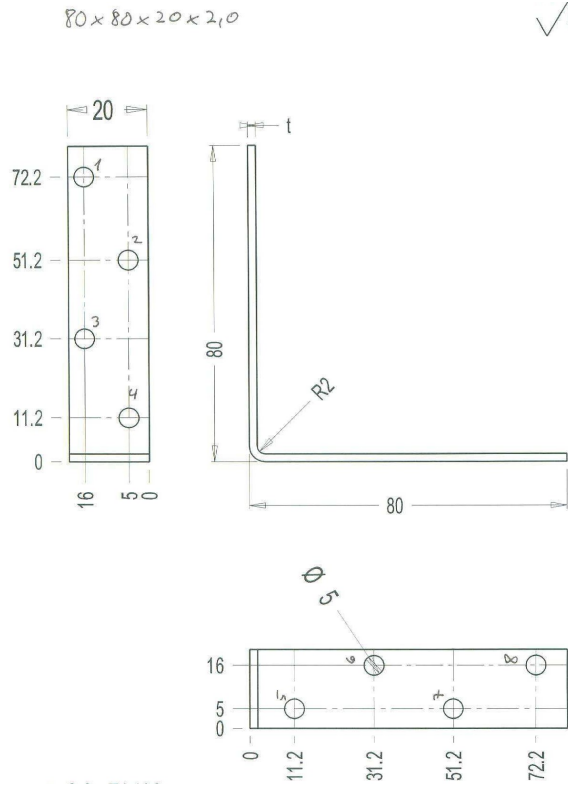


Figure B. 37 Dimensions of angle bracket
80/80/20/2,0

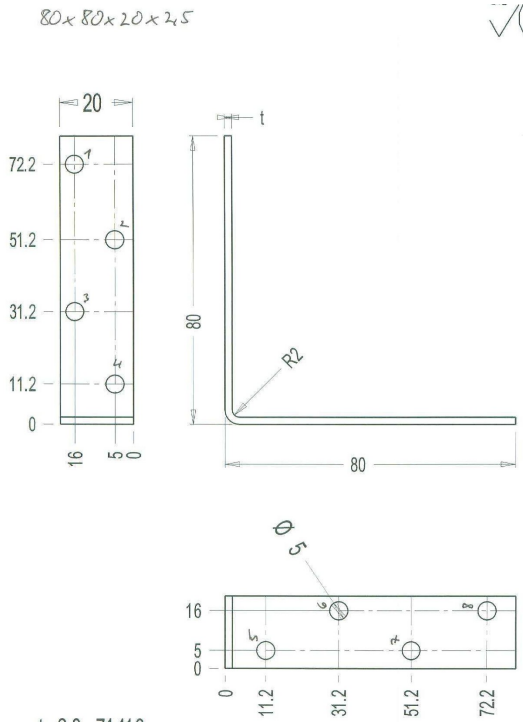


Figure B. 38 Dimensions of angle bracket
80/80/20/2,5

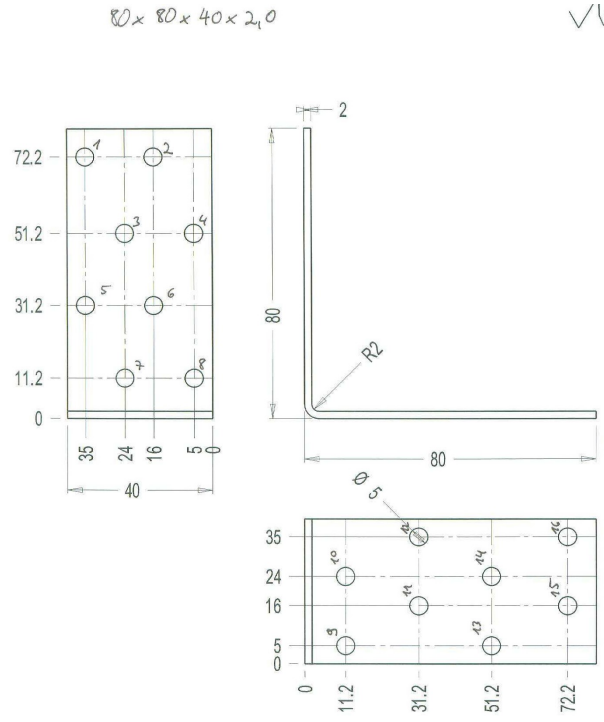


Figure B. 39 Dimensions of angle bracket
80/80/40/2,0

80x80x40x2,5

✓

80x80x50x2,0

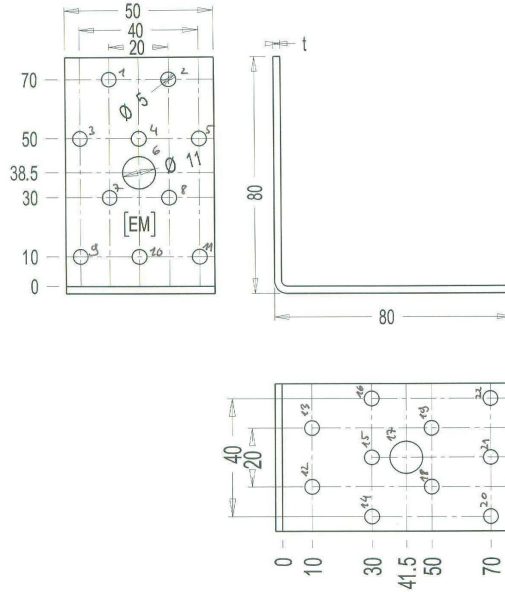
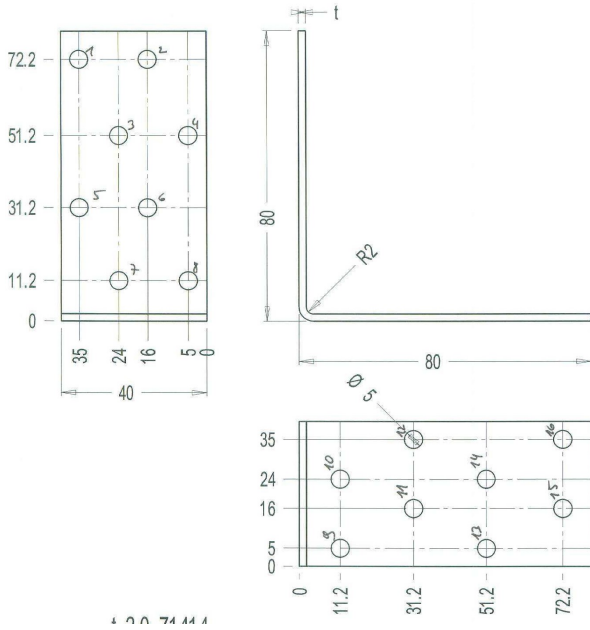


Figure B. 40 Dimensions of angle bracket

Figure B. 41 Dimensions of angle bracket

80/80/40/2,5

80/80/50/2,0; with bolt hole

80x80x50x2,5

80x80x60x2,0

3.2
✓

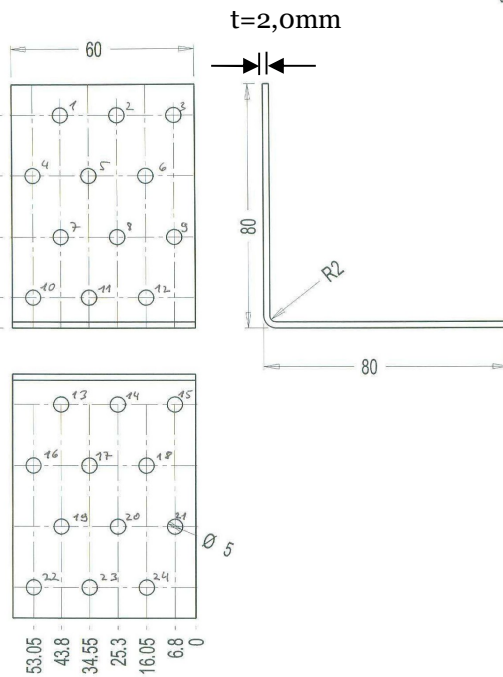
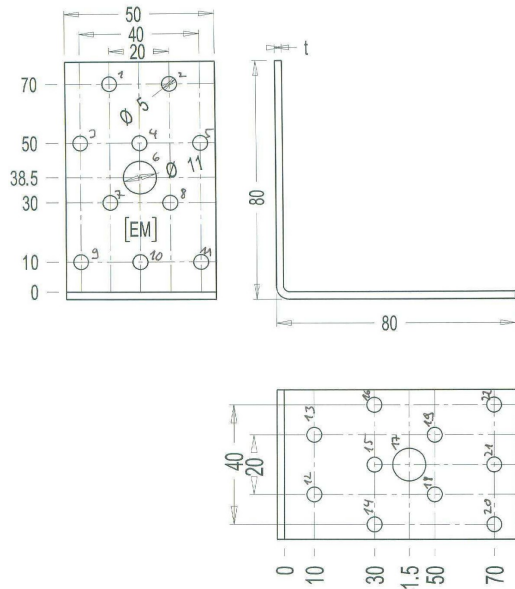


Figure B. 42 Dimensions of angle bracket

Figure B. 43 Dimensions of angle bracket

80/80/50/2,5; with bolt hole

80/80/60/2,0

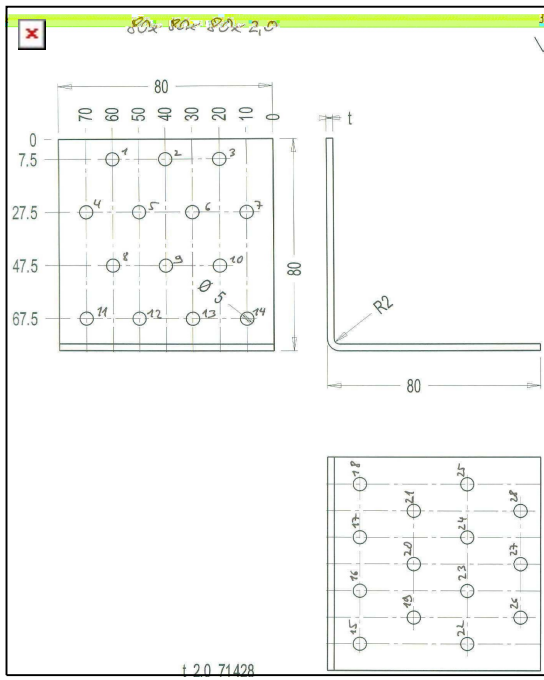


Figure B. 44 Dimensions of angle bracket

80/80/80/2,0

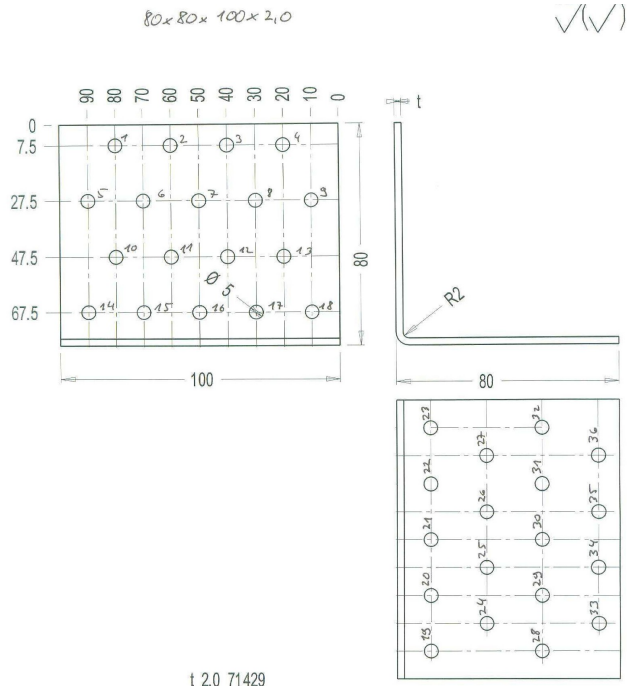


Figure B. 45 Dimensions of angle bracket

80/80/100/2,0

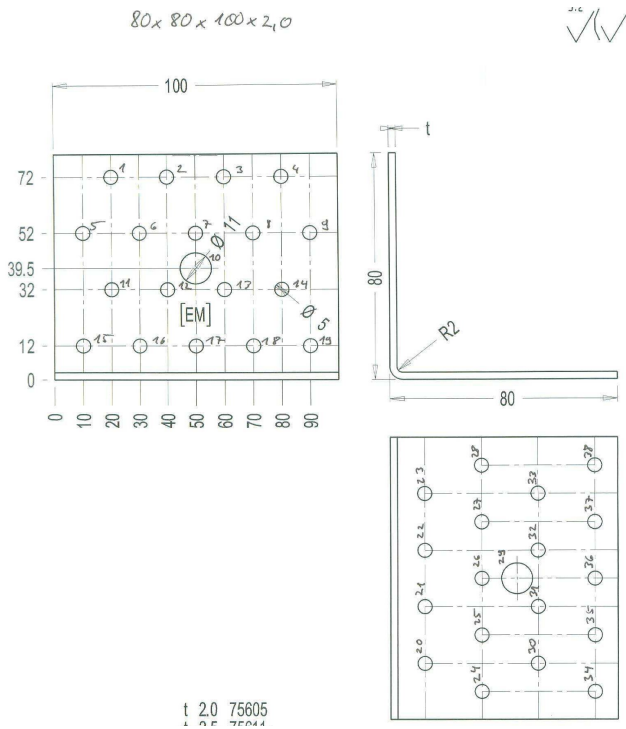


Figure B. 46 Dimensions of angle bracket

80/80/100/2,0; with bolt hole

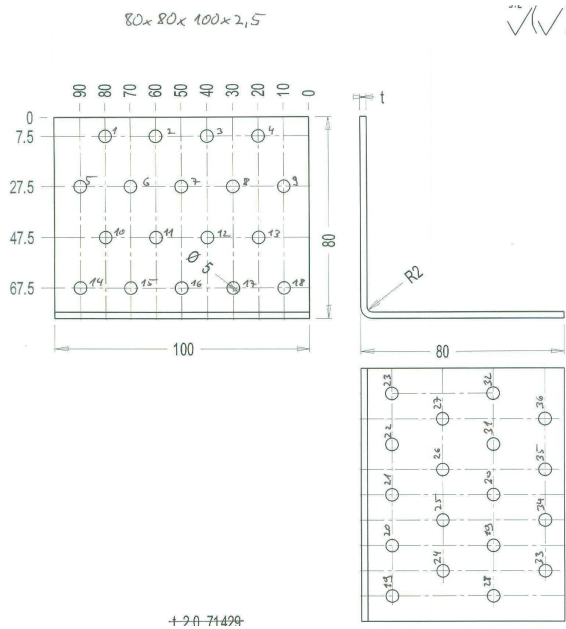


Figure B. 47 Dimensions of angle bracket

80/80/100/2,5;

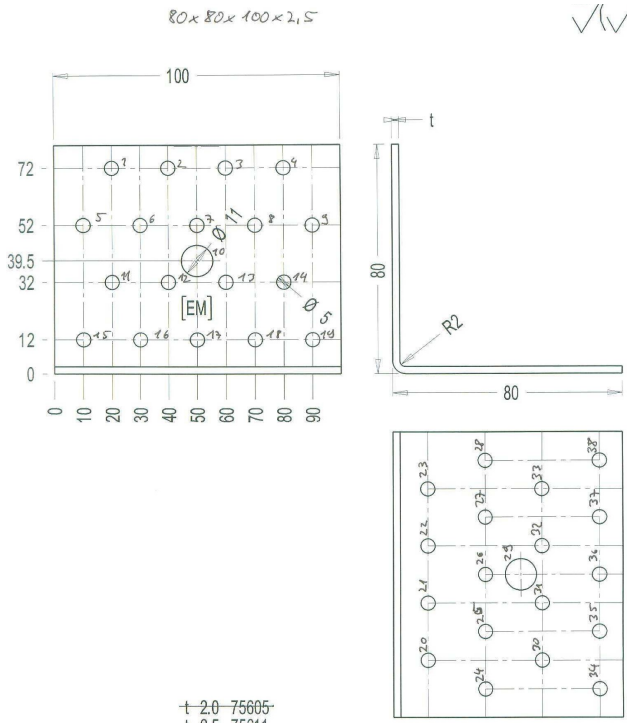


Figure B. 48 Dimensions of angle bracket

80/80/100/2,5; with bolt hole

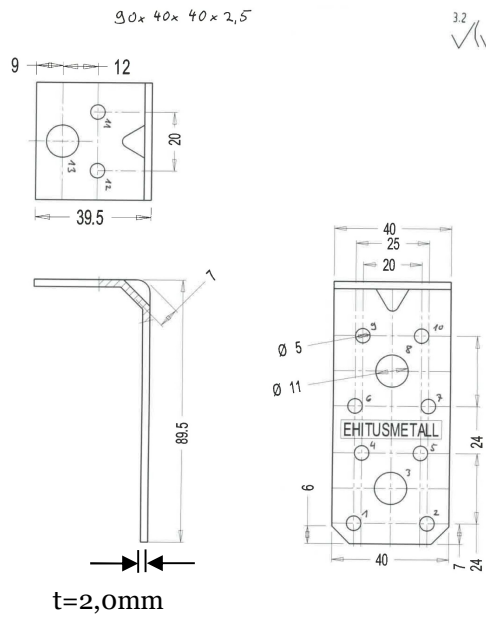


Figure B. 49 Dimensions of angle bracket

90/40/40/2,5

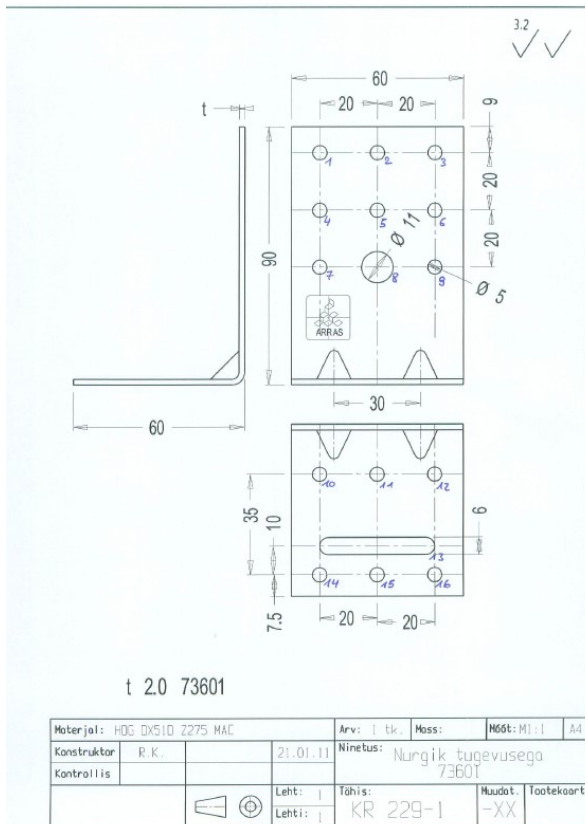


Figure B. 50 Dimensions of angle bracket

90 / 60 / 60 / 2,0, short rib, long hole

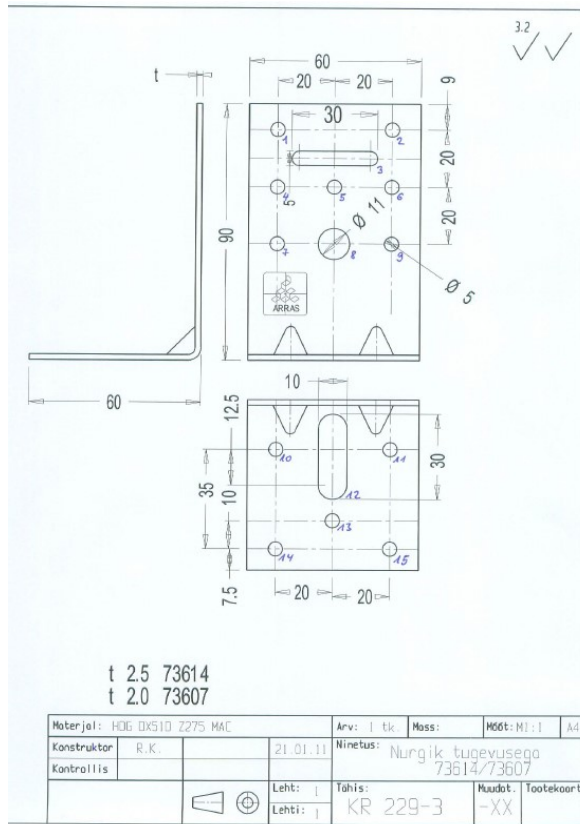


Figure B. 51 Dimensions of angle bracket

90 / 60 / 60 / 2,0, short rib, two long holes

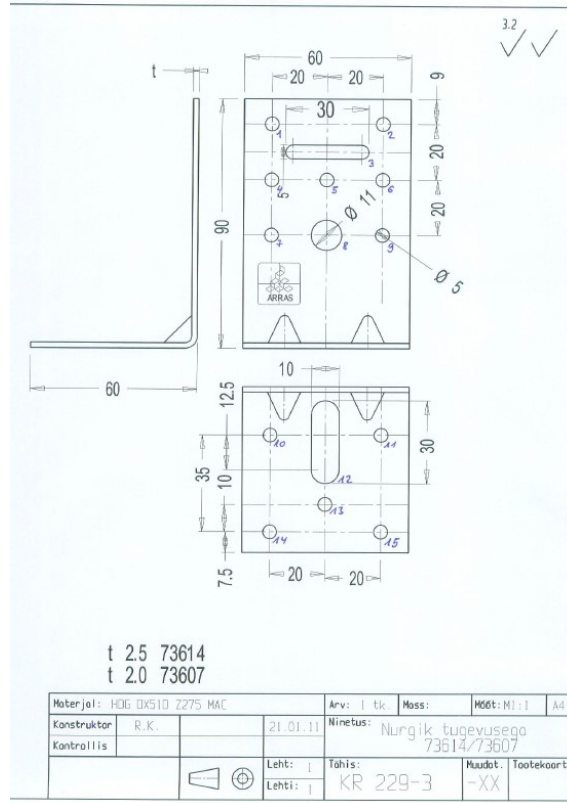
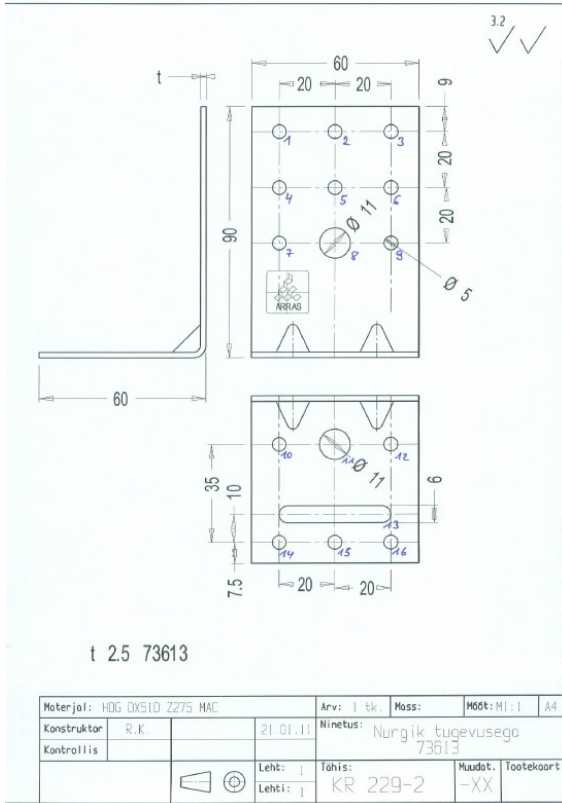


Figure B. 52 Dimensions of angle bracket

90 / 60 / 60 / 2,5, short rib, long hole

Figure B. 53 Dimensions of angle bracket

90 / 60 / 60 / 2,5, short rib, two long holes

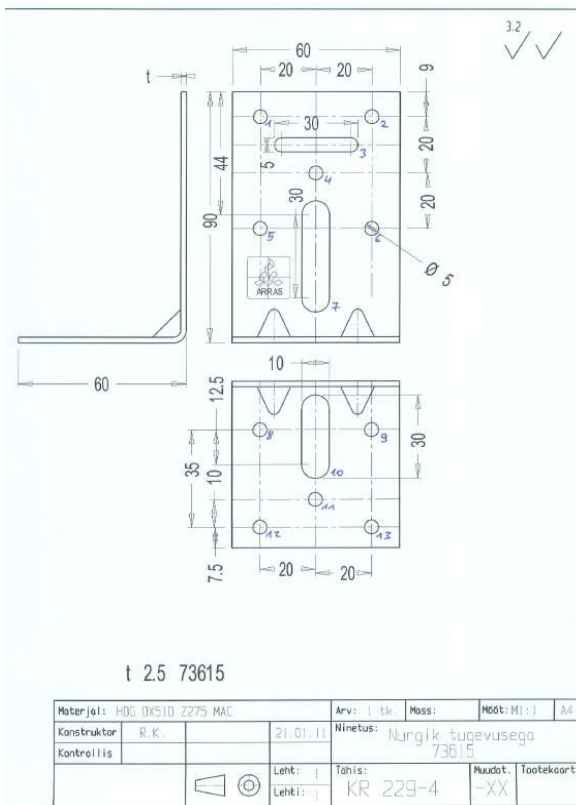


Figure B. 54 Dimensions of angle bracket

90 / 60 / 60 / 2,5, short rib, three long holes

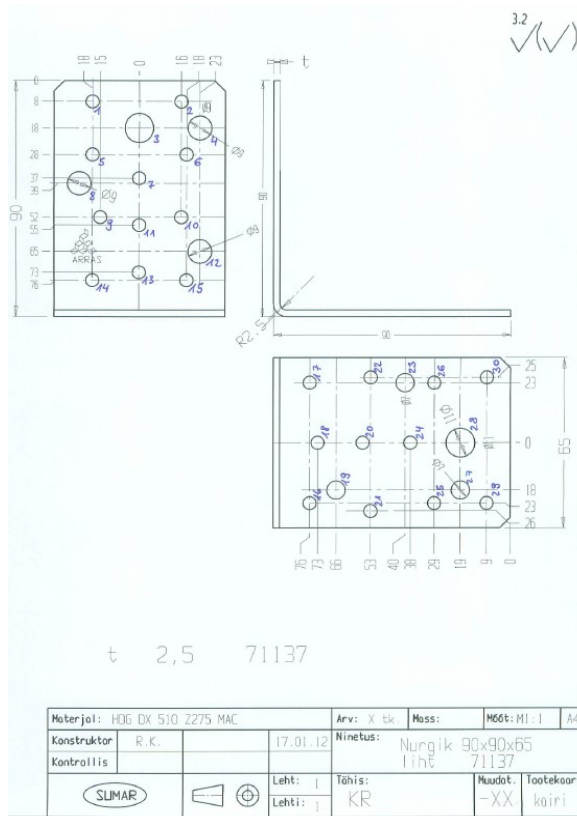


Figure B. 55 Dimensions of angle bracket

90 / 90 / 65 / 2,5, with bolt hole

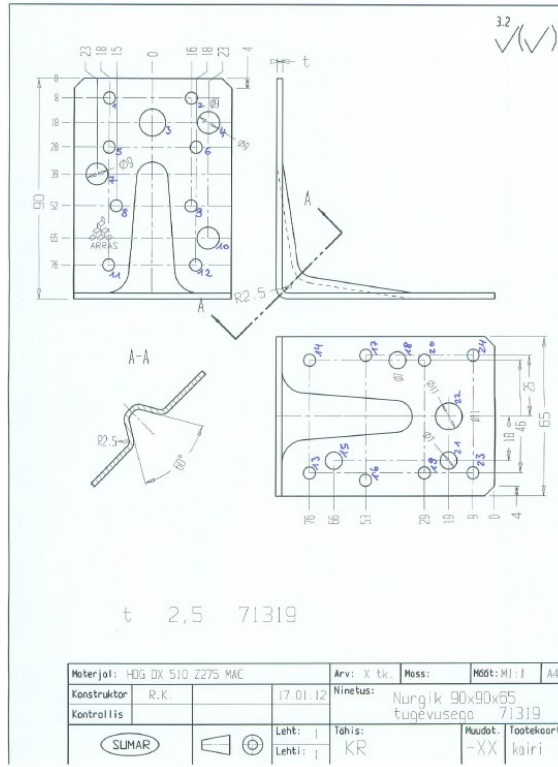
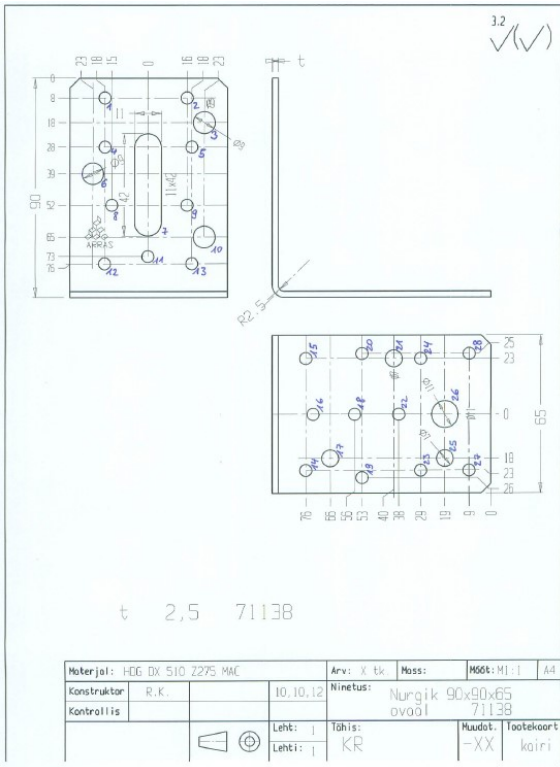


Figure B. 56 Dimensions of angle bracket

90 / 90 / 65 / 2,5 with bolt hole, long hole

Figure B. 57 Dimensions of angle bracket

90 / 90 / 65 / 2,5, with rib

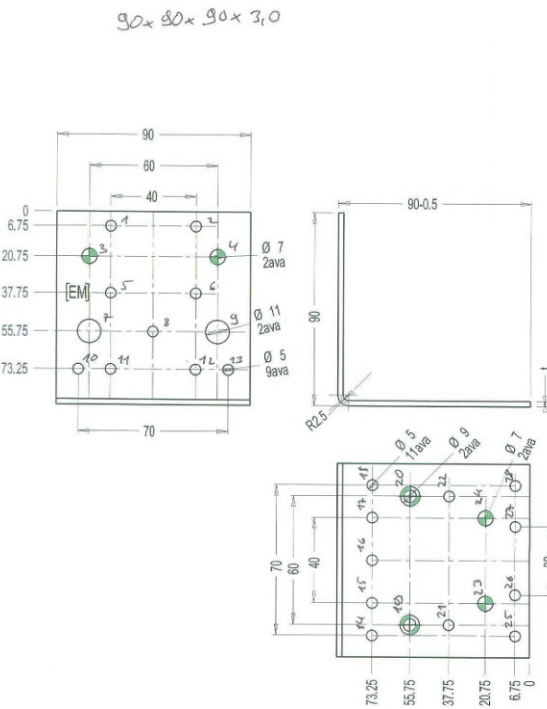


Figure B. 58 Dimensions of angle bracket

90/90/90/3,0

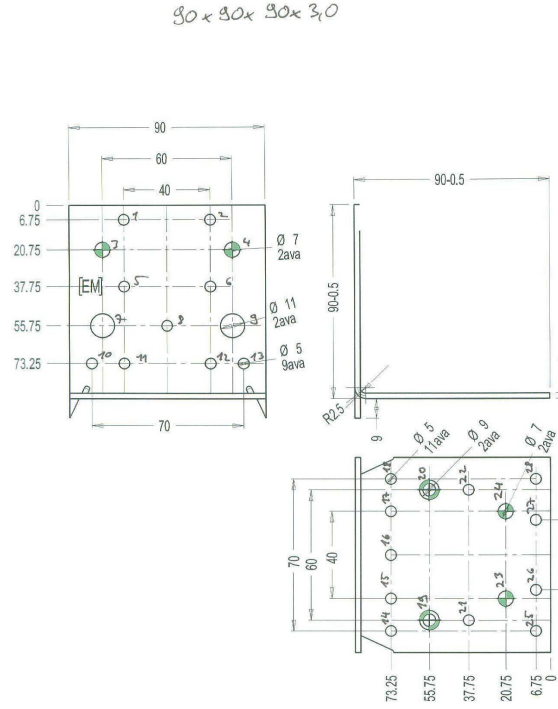


Figure B. 59 Dimensions of angle bracket

90/90/90/3,0; with hook

90x90x90x3,0

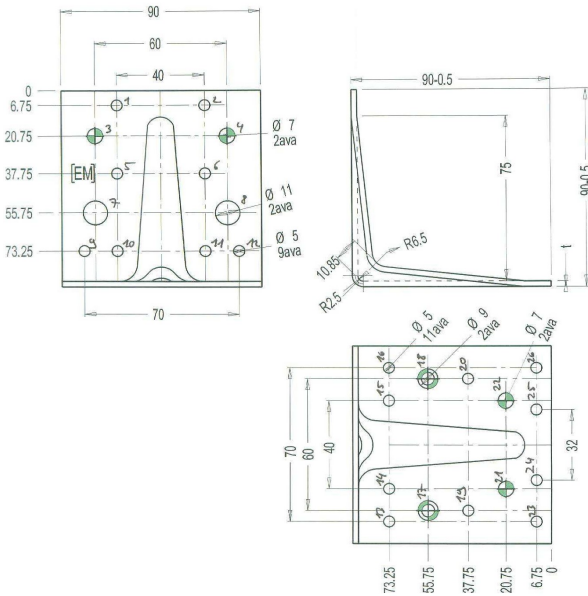


Figure B. 60 Dimensions of angle bracket

90/90/90/3,0; with rib

90x90x90x3,0

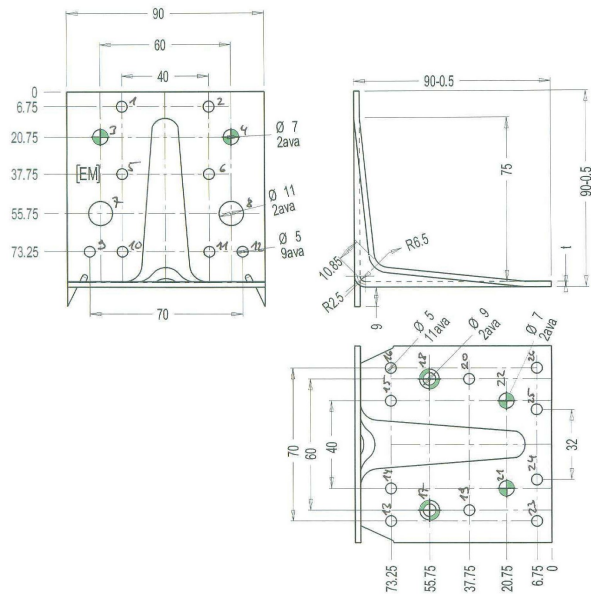


Figure B. 61 Dimensions of angle bracket

90/90/90/3,0; with rib, with hook

100x100x40x2,0

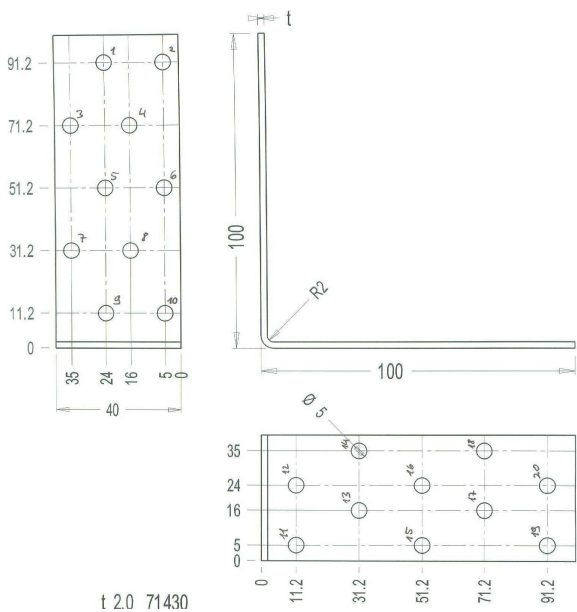


Figure B. 62 Dimensions of angle bracket

100/100/40/2,0

100x100x40x2,5

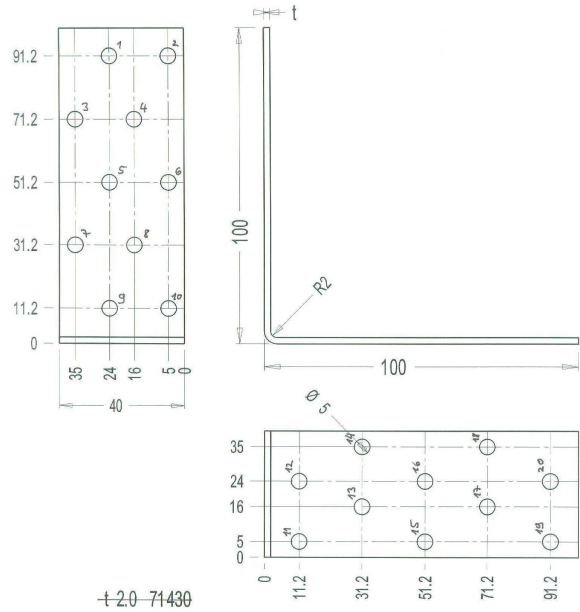


Figure B. 63 Dimensions of angle bracket

100/100/40/2,5

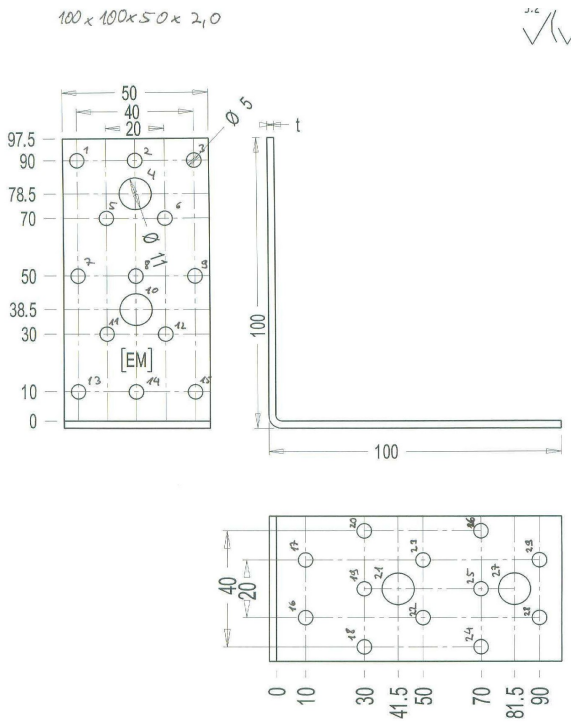


Figure B. 64 Dimensions of angle bracket

100/100/50/2,0; with bolt hole

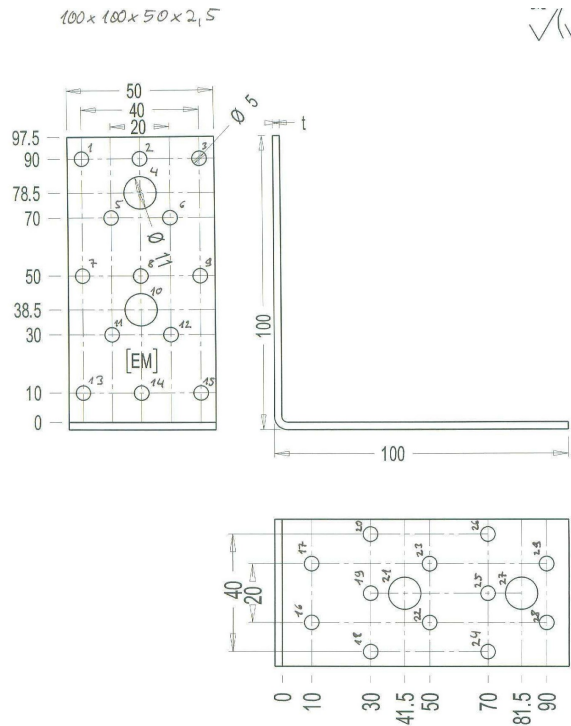


Figure B. 65 Dimensions of angle bracket

100/100/50/2,5; with bolt hole

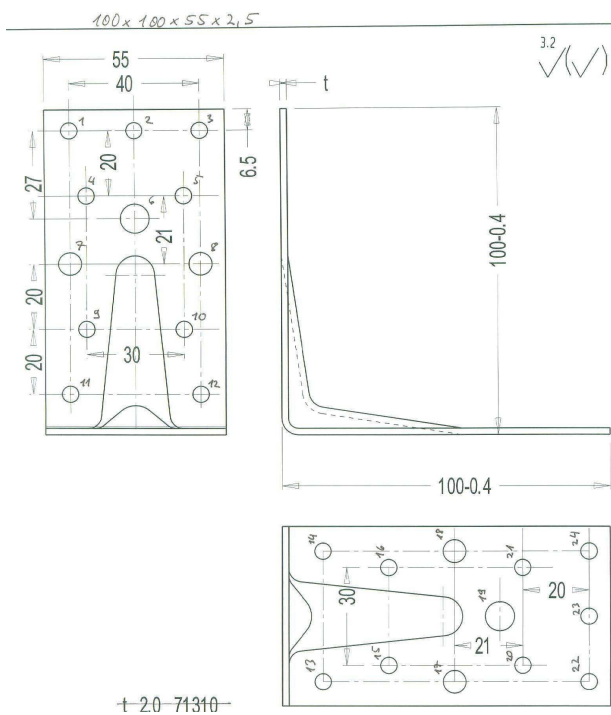


Figure B. 66 Dimensions of angle bracket

100/100/55/2,5; with rib

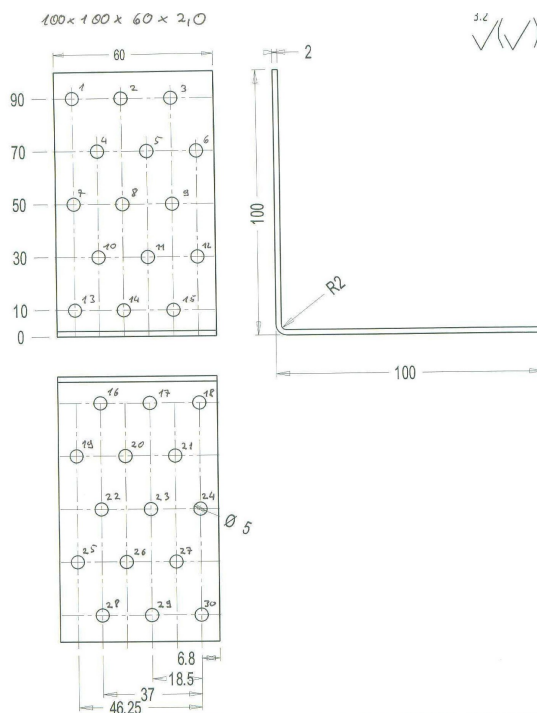


Figure B. 67 Dimensions of angle bracket

100/100/60/2,0

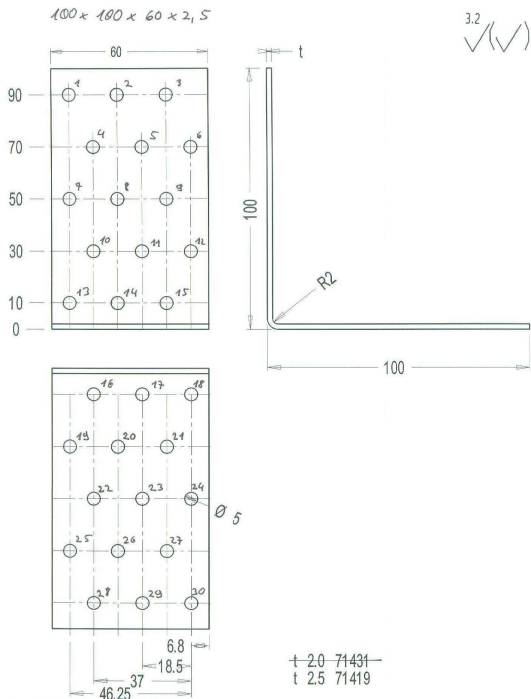


Figure B. 68 Dimensions of angle bracket

100/100/60/2,5

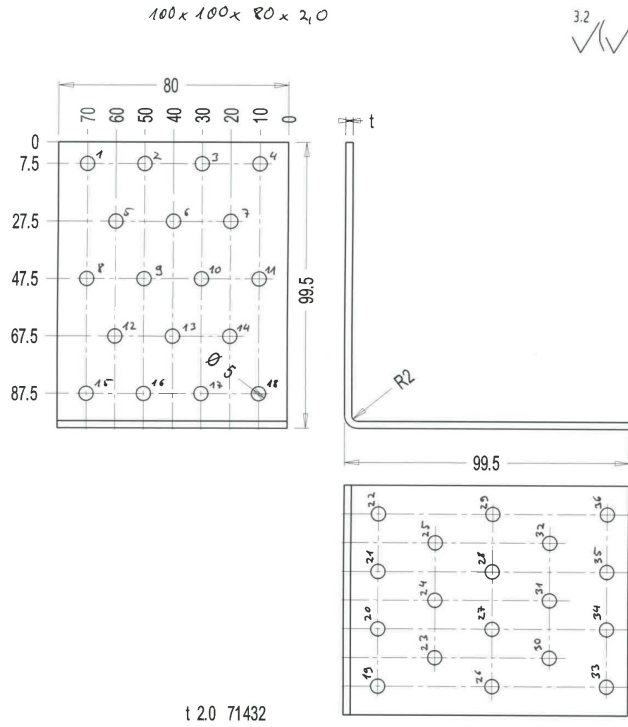


Figure B. 69 Dimensions of angle bracket

100/100/80/2,0

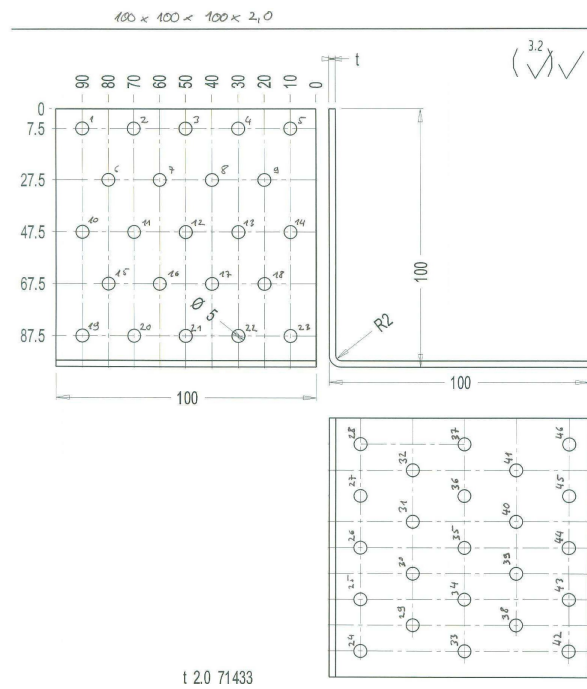


Figure B. 70 Dimensions of angle bracket

100/100/100/2,0

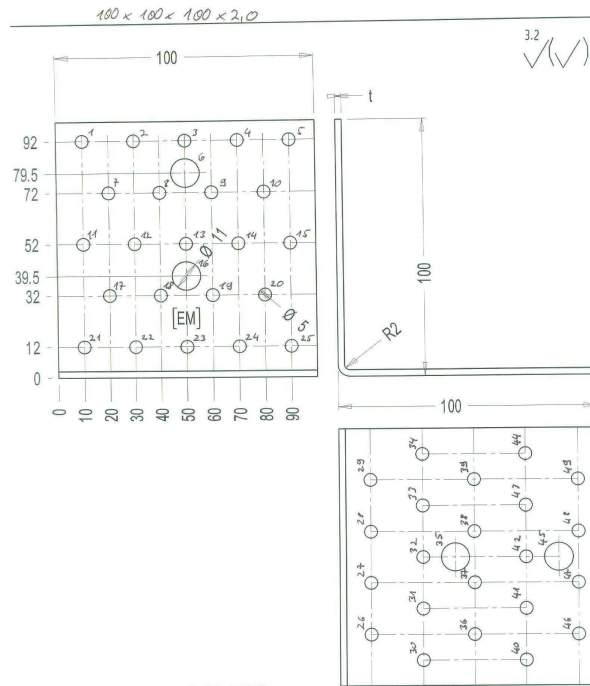


Figure B. 71 Dimensions of angle bracket

100/100/100/2,0; with bolt hole

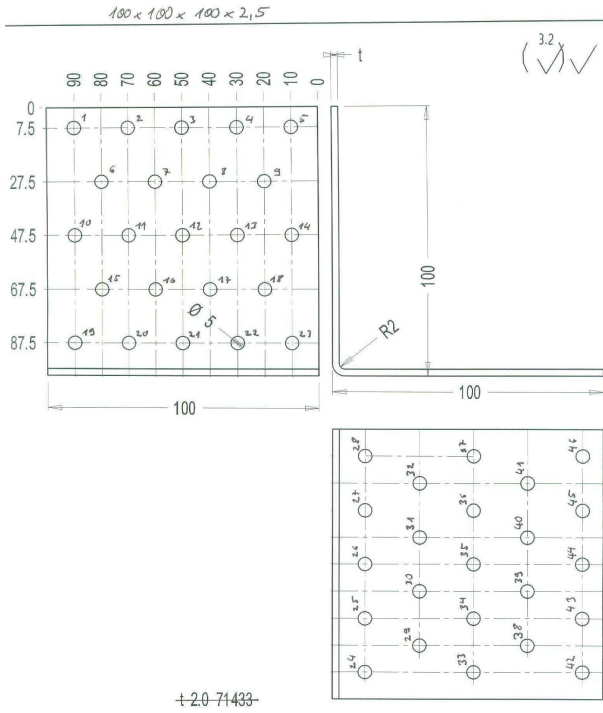


Figure B. 72 Dimensions of angle bracket

100/100/100/2,5

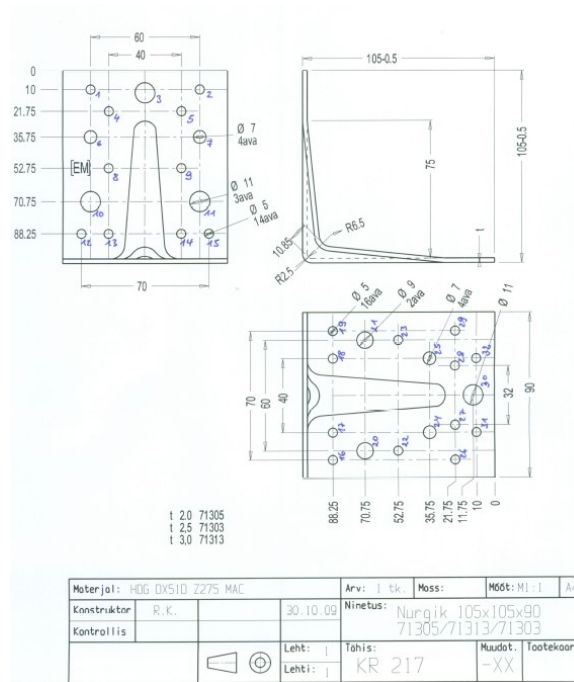


Figure B. 73 Dimensions of angle bracket

105 / 105 / 90 / 2,5, rib, with bolt hole

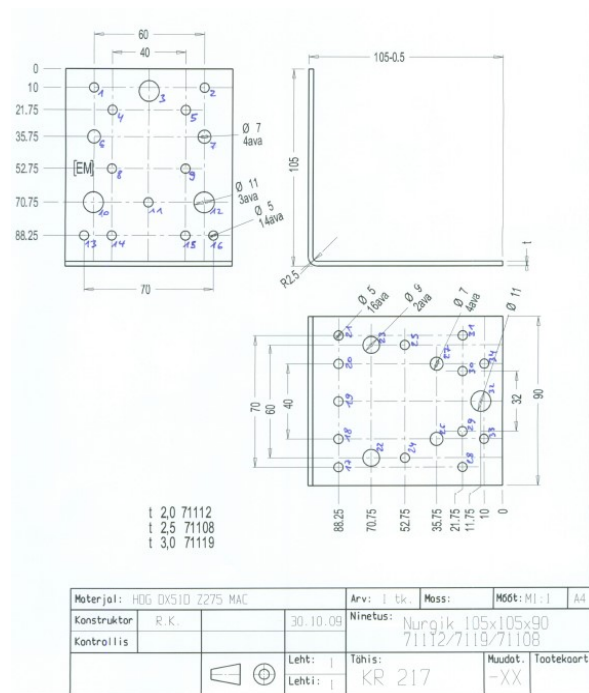


Figure B. 74 Dimensions of angle bracket

105 / 105 / 90 / 2,5, with bolt holes

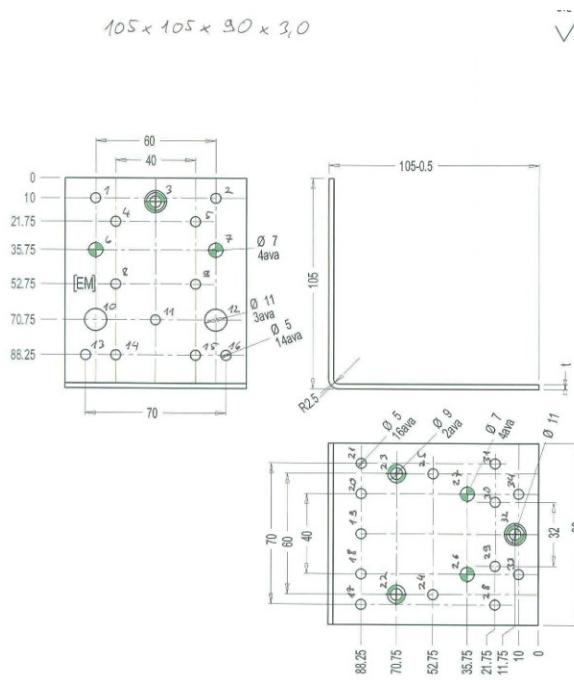


Figure B. 75 Dimensions of angle bracket

105/105/90/3,0

105 x 105 x 90 x 3,0

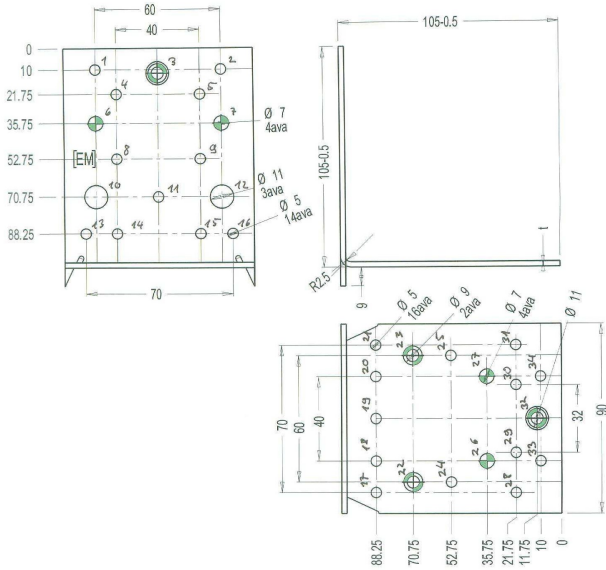


Figure B. 76 Dimensions of angle bracket

105/105/90/3,0; with hook

105 x 105 x 90 x 3,0

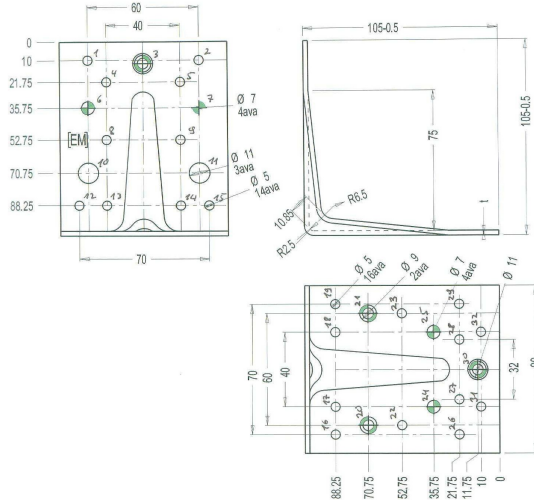


Figure B. 77 Dimensions of angle bracket

105/105/90/3,0; with rib

105 x 105 x 90 x 3,0

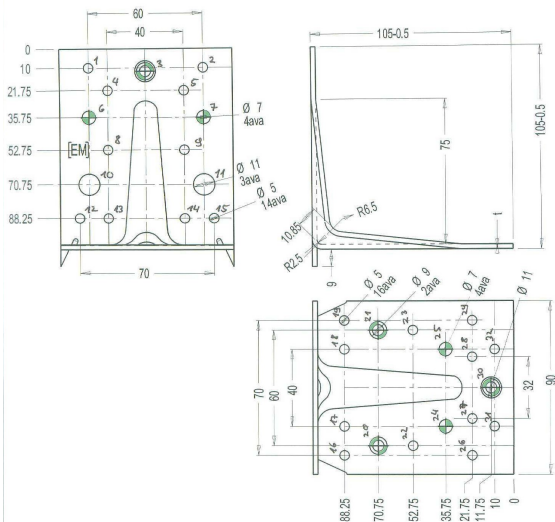


Figure B. 78 Dimensions of angle bracket

105/105/90/3,0; with rib; with hook

120 x 120 x 90 x 3,0

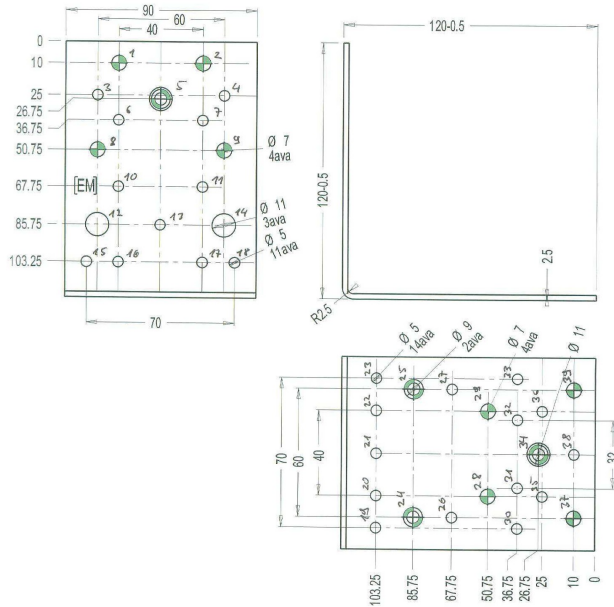


Figure B. 79 Dimensions of angle bracket

120/120/90/3,0

120 x 120 x 90 x 3,0

✓✓

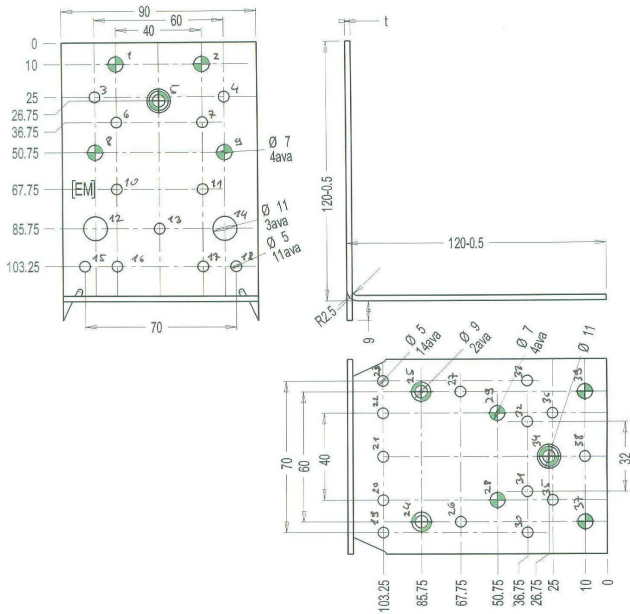


Figure B. 80 Dimensions of angle bracket

120/120/90/3,0; with hook

120 x 120 x 90 x 3,0

✓✓

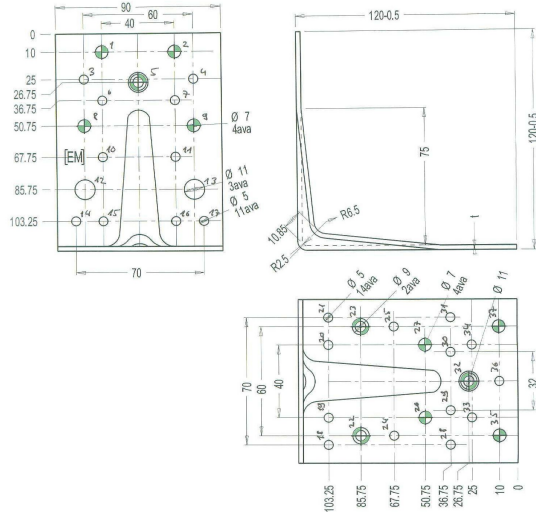


Figure B. 81 Dimensions of angle bracket

120/120/90/3,0; with rib

120 x 120 x 90 x 3,0

✓✓

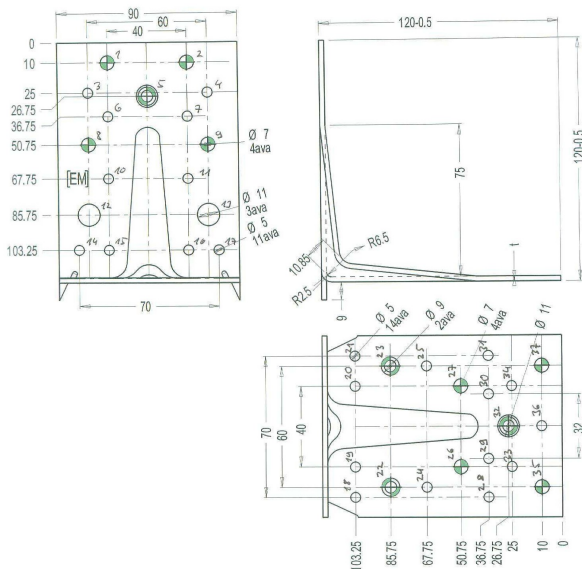


Figure B. 82 Dimensions of angle bracket

120/120/90/3,0; with rib, with hook

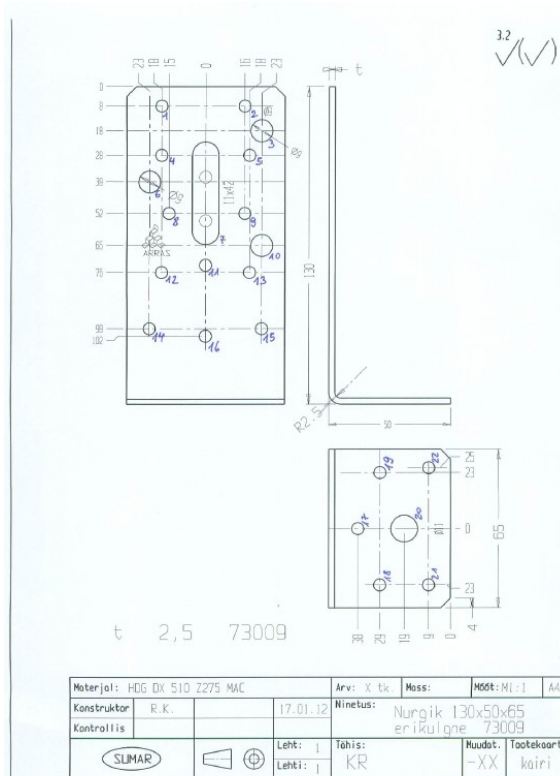


Figure B. 83 Dimensions of angle bracket

130 / 50 / 65 / 2,5 with bolt hole and long hole

Materjal:	HGG DX 510 2275 MAC	Arv:	X tk	Mass:	HGG: M1-1	AK
Konstruktör:	R. K.	17.01.12	Nimetus:	Nurgik 130x50x65		
Kontrollis:				erikulgne 73009		
	SUMAR	Leht:	1	Tahis:	KR	Muudat. Tootekaart
		Lehti:	1			-XX kairi

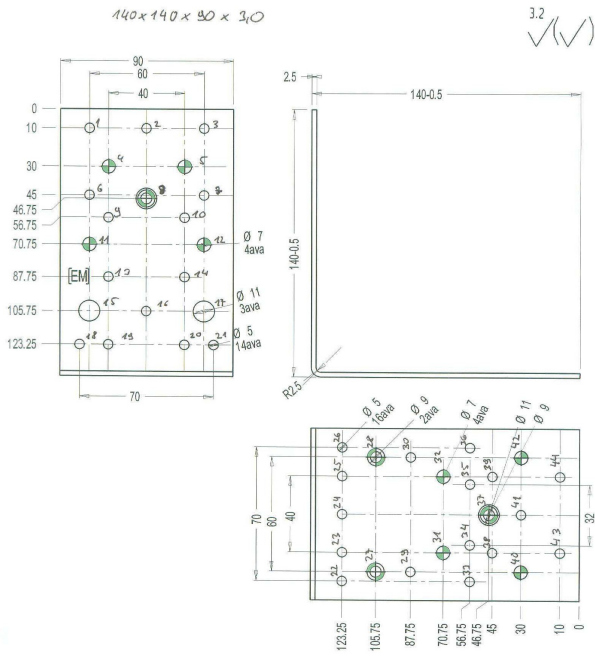


Figure B. 84 Dimensions of angle bracket
140/140/90/3,0

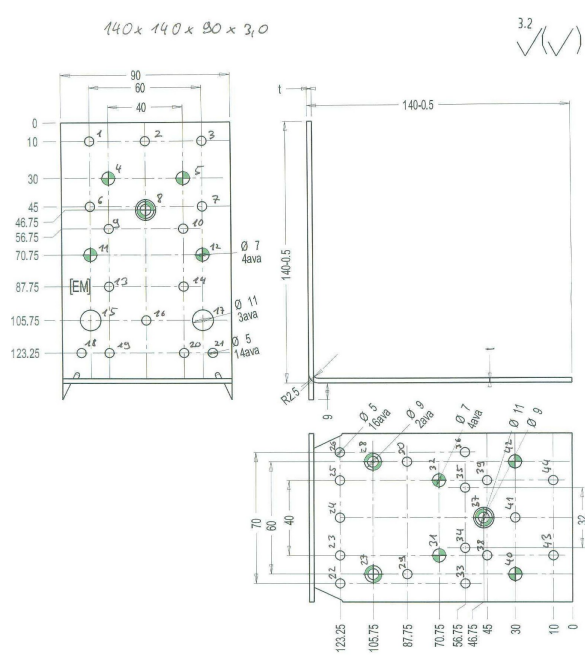


Figure B. 85 Dimensions of angle bracket
140/140/90/3,0; with hook

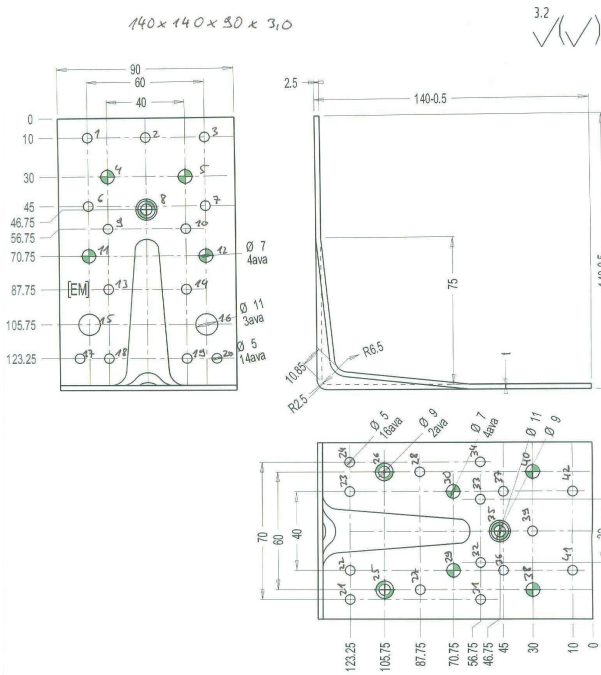


Figure B. 86 Dimensions of angle bracket
140/140/90/3,0; with rib

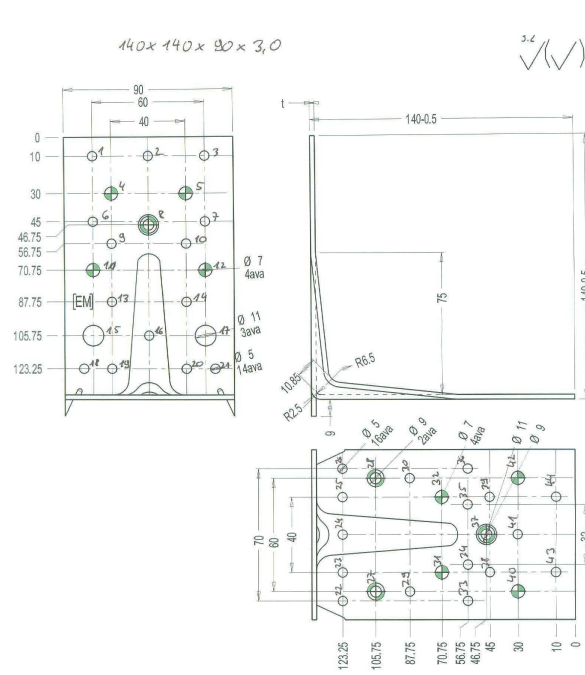


Figure B. 87 Dimensions of angle bracket
140/140/90/3,0; with rib, with hook